



The National Center on
Addiction and Substance Abuse
at Columbia University

633 Third Avenue
New York, NY 10017-6706

phone 212 841 5200
fax 212 956 8020
www.casacolumbia.org

Board of Directors

Joseph A. Califano, Jr.
Founder and Chairman
David L. Rosenbloom, Ph.D.
President and CEO
Lee C. Bollinger
Ursula M. Burns
Columba Bush
Kenneth I. Chenault
Jamie Lee Curtis
Jamie Dimon
Peter R. Dolan
Victor F. Ganzi
Donald R. Keough
David A. Kessler, M.D.
Alan I. Leshner, Ph.D.
Rev. Edward A. Malloy, CSC
Doug Morris
Bruce E. Mosler
Manuel T. Pacheco, Ph.D.
Joseph J. Plumeri II
Jim Ramstad
Shari E. Redstone
E. John Rosenwald, Jr.
Michael I. Roth
Michael P. Schulhof
Louis W. Sullivan, M.D.
John J. Sweeney
Clyde C. Tuggle

Directors Emeritus

James E. Burke (1992-1997)
Mary Fisher (1996-2005)
Betty Ford (1992-1998)
Douglas A. Fraser (1992-2003)
Barbara C. Jordan (1992-1996)
Leo Kelmenson (1998-2006)
LaSalle Leffall (1992-2001)
Nancy Reagan (1995-2000)
Linda J. Rice (1992-1996)
George Rupp (1993-2002)
Michael I. Sovern (1992-1993)
Frank G. Wells (1992-1994)
Michael A. Wiener (1997-2009)



National Survey of American Attitudes on Substance Abuse XIV: Teens and Parents

August 2009

Conducted by QEV Analytics, Ltd.

*The National Center on Addiction and Substance Abuse at Columbia University is neither affiliated with, nor sponsored by, the National Court Appointed Special Advocate Association (also known as "CASA") or any of its member organizations, or any other organizations with the name of "CASA".

Board of Directors

Lee C. Bollinger

President, Columbia University

Ursula M. Burns

CEO, Xerox Corporation

Columba Bush

Former First Lady of Florida

Joseph A. Califano, Jr.

Founder and Chairman, CASA

Kenneth I. Chenault

Chairman and CEO, American Express Company

Jamie Lee Curtis

Jamie Dimon

Chairman and CEO, JPMorgan Chase & Co.

Peter R. Dolan

Victor F. Ganzi

Chairman of the Board PGA Tour

Donald R. Keough

Chairman of the Board, Allen and Company Incorporated
(Former President of The Coca-Cola Company)

David A. Kessler, M.D.

Alan I. Leshner, Ph.D.

CEO, Executive Publisher, *Science*, American Association for the Advancement of Science

Rev. Edward A. Malloy, CSC

President Emeritus, University of Notre Dame

Doug Morris

Chairman and CEO, Universal Music Group

Directors Emeritus

James E. Burke (1992-1997)

Mary Fisher (1996-2005)

Betty Ford (1992-1998)

Douglas A. Fraser (1992-2003)

Barbara C. Jordan (1992-1996)

Leo-Arthur Kelmenson (1998-2006)

LaSalle D. Leffall, Jr., M.D., F.A.C.S. (1992-2001)

Bruce E. Mosler

President, CEO, Cushman & Wakefield, Inc.

Manuel T. Pacheco, Ph.D.

President Emeritus, University of Arizona and University of Missouri System

Joseph J. Plumeri II

Chairman and CEO,
Willis Group Holdings, Limited

Jim Ramstad

Shari E. Redstone

President, National Amusements, Inc.

David L. Rosenbloom, Ph.D.

President and CEO, CASA

E. John Rosenwald, Jr.

Vice Chairman Emeritus, J.P.Morgan

Michael I. Roth

Chairman and CEO, The Interpublic Group of Companies, Inc.

Michael P. Schulhof

Chairman, GTI Group LLC

Louis W. Sullivan, M.D.

President Emeritus, Morehouse School of Medicine

John J. Sweeney

President, AFL-CIO

Clyde C. Tuggle

Senior Vice President, Global Public Affairs & Communications, The Coca-Cola Company

Nancy Reagan (1995-2000)

Linda Johnson Rice (1992-1996)

George Rupp, Ph.D. (1993-2002)

Michael I. Sovern (1992-1993)

Frank G. Wells (1992-1994)

Michael A. Wiener (1997-2009)

Advisory Group

Timothy Johnson, PhD
Director
Survey Research Laboratory
University of Illinois
Chicago, IL
and
Professor of Public Administration
University of Illinois, School of Public Health
Chicago, IL

Robert Shapiro, PhD
Professor
Department of Political Science
Columbia University
New York, NY

Nicholas Zill, PhD
Psychologist
Washington, DC

Table of Contents

Accompanying Statement	i
Chapter I: Key Findings	1
Teen Drunkenness.....	2
The Relationship Between Teen Drunkenness and Other Drug Use.....	2
Father Knows Best? The Influence of Dads on Teen Drinking.....	2
Marijuana: A Big Deal?.....	3
Marijuana Getting Easier to Buy	3
Teen Drunkenness, Marijuana Use and Harmful Sexual Behavior	3
Prescription Drugs Readily Available	3
Drugs in Schools.....	3
Parental Acceptance of Drugs in Schools.....	4
Parental Role Models.....	4
Parents' Expectations.....	4
Chapter II: Teen Drunkenness	5
Teen Moderate Drinking a Rare Phenomenon	5
Teen Drunkenness and Harmful Sexual Behavior.....	6
The Relationship Between Teen Drunkenness and Other Drug Use.....	6
Father Knows Best? Teen Drinking and the Influence of Dad.....	7
Chapter III: Marijuana	9
Marijuana: A Big Deal?.....	9
Teen Marijuana Use and Harmful Sexual Behavior.....	11
Chapter IV: Availability of Substances: Which Are Easiest to Buy, How Fast Teens Get Them, and Where Do They Get Them?	13
Easiest to Buy	13
How Fast Teens Can Get Substances	14
Where Teens Get Substances.....	14
Chapter V: Drugs in School	15
Parental Acceptance of Drugs in School	16
Chapter VI: Parent Enablers	17
Parental Role Models.....	17
Parents' Expectations.....	18
Appendix A: Sample Performance	A-1
Appendix B: Survey Methodology	B-1
Appendix C: Screening Questions	C-1
Appendix D: 2008 CASA Survey of Teenagers, 12- to 17-Years Old	D-1
Appendix E: 2008 CASA Survey of Parents of Teenagers	E-1

Accompanying Statement by Joseph A. Califano, Jr., Founder and Chairman

This 14th annual “back-to-school survey” continues the unique effort of The National Center on Addiction and Substance Abuse (CASA) at Columbia University to track attitudes of teens and those, like parents, who influence them. Over a decade and a half, through this survey we have identified factors that increase or decrease the likelihood of teen substance abuse. Armed with this knowledge, parents, teachers, clergy, coaches and other responsible adults have been better able to help our nation’s teens grow up drug free.

We regard this as a work in progress as we try each year to improve our ability to identify those situations and characteristics that influence the risk that a teen will smoke, drink, get drunk, use illegal drugs, or abuse prescription drugs.

Over the past 15 years we have surveyed thousands of American teens and their parents. We have learned how their attitudes and their parents’ expectations impact teens’ behavior. And through surrogate questions for drug use--such as, “If you wanted to buy marijuana right now, how long would it take you to get it?”--we have gained insight into America’s teen culture. Perhaps our most important finding from so many years of surveying teens and our other research is this: A child who gets through age 21 without smoking, using drugs or abusing alcohol is virtually certain never to do so. And, for better or worse, no one has greater power to influence a teen’s decision whether to drink or use drugs than his parents.

This year we surveyed 1,000 teens, age 12 to 17 (509 boys, 491 girls), and 452 of the parents of these teens. Elizabeth Planet, CASA’s Vice President and Director of Special Projects, managed this complex undertaking.

This year's survey sounds an alarm to parents of teens who drink:

- Mom and Dad, if your teen drinks, odds are your teen is getting drunk. Two-thirds of teens who drink at least once a month get drunk at least once a month.
- Teens who get drunk at least once a month are 18 times likelier to use marijuana and likelier to associate with teens who abuse other illegal and prescription drugs.

This year's survey identifies parents who have become enablers of their teens' smoking, drinking and drug use. These parent enablers are parents who by their attitudes and conduct send their 12- to 17-year olds a message that it's okay to smoke, drink, get drunk and use illegal drugs like marijuana. The worst parent enablers are those parents whose children have seen them drunk. Fathers who are okay with their 12- to 17-year olds drinking are parent enablers. So are mothers and fathers who expect their children to use drugs and acquiesce in sending their children to schools where drugs are used, kept or sold.

Ending substance abuse in this country is all about kids--getting them to age 21 without using substances. And preventing teens from starting to use is first and foremost a Mom and Pop operation. My new book, *How to Raise a Drug-Free Kid: The Straight Dope for Parents*, which was published earlier this month by Simon and Schuster's Touchstone/Fireside division, is packed with practical advice and suggestions for parents on talking to your kids about the dangers of tobacco, alcohol and other drug use, about setting high expectations for your kids, and about setting a good example through your own behavior.

This year's survey results highlight how important it is for parents to steer their kids away from alcohol--because two-thirds of teens who drink regularly also get drunk regularly, and regular teen drunkenness is associated with much higher rates of marijuana use and having friends who use other drugs like cocaine, heroin and LSD and abuse prescription drugs.

Parents who do not want their kids getting drunk and using drugs should begin by sending a strong message to their kids about the importance of avoiding alcohol. Our survey results this year show how important it is for teens to get a clear anti-use message from their parents, especially from Dad.

But this survey also shows that words are not the only way to communicate. Teen behavior is strongly associated with their parents' behavior, so that kids who witness their parents drunk are themselves likelier to get drunk. And teen behavior is also related to their parents' expectations: when parents expect the worst, teens all too often deliver on that expectation.

The bottom line for parents is this: Do not be vague about your expectations for your kids--let them know in no uncertain terms that you do not approve of underage drinking. Set high expectations for your kids and for their school environment. And show them through your own behavior how you live by those expectations.

The Alcohol Connection: Teen Drinking, Drunkenness and Other Drug Use

The most important finding to come out of this survey for parents is that if your teen drinks monthly, odds are your teen gets drunk monthly too. And if your teen gets drunk regularly, he's much likelier to use marijuana and to hang out with friends who use other drugs.

Two-thirds of teens who drink on a monthly basis also get drunk at least once in a typical month.

Eight out of ten 17-year old drinkers get drunk at least once in a typical month.

Compared to teens who have never tried alcohol, teens who get drunk monthly are:

- Eighteen times likelier to have tried marijuana;

- Four times likelier to be able to get marijuana in an hour;
- Almost four times likelier to know someone their age who abuses prescription drugs;
- More than three times likelier to have friends who use marijuana;
- More than twice as likely to know someone their age who uses meth or ecstasy, or other drugs such as cocaine, heroin or LSD;
- Twice as likely to know a girl who was forced to do something sexual she didn't want to do; and
- Nearly four times likelier to know a guy who uses drugs or alcohol to hook up.

Parents: What You DO Matters

One-third of teens have seen one or both of their parents drunk.

Compared to teens who have not seen a parent drunk, those who have are:

- More than twice as likely to get drunk in a typical month;
- Three times likelier to have used marijuana; and
- Three times likelier to have smoked cigarettes.

Parents: What You SAY Matters

Teens' drinking behavior is strongly associated with how they believe their fathers feel about them drinking:

- Compared to teens who believe their father is against them drinking, teens who believe their father is okay with them drinking are two and a half times likelier to get drunk in a typical month.

- Compared to teens who are living with no father in the home, teens who believe their father is okay with them drinking are more than one and a half times likelier to have had a drink.

Five percent of 12- to 15-year old girls and nine percent of 12- to 15-year old boys say their fathers are okay with them drinking.

Thirteen percent of 16- and 17-year old girls say their fathers are okay with them drinking.

Twenty percent of 16- and 17-year old boys say their fathers are okay with them drinking.

Parents: What You EXPECT Matters

While nearly all of the parents we surveyed say it is important to them that their teen does not use marijuana, only half believe it is realistic to expect that a teen will never try marijuana.

Teens of parents who say future drug use by their child is very likely are 10 times likelier to have tried marijuana, compared to teens of parents who say future drug use by their child will never happen.

Sixty percent of parents say their teen's school is not drug free, meaning drugs are used, kept or sold on school grounds. Of these parents:

- Nearly two-thirds believe the presence of illegal drugs in their teen's school makes it more likely that their teen will try them;
- More than half believe the goal of making the school drug free is unrealistic; and
- Only one-quarter have discussed this issue with a school official or teacher.

I hope that when parents see these survey results they will be as struck as I am by the crystal clear message that parents are key to preventing substance use in their kids.

Parents who send ambiguous messages to their kids about drinking and drug use or--worse yet--parents who encourage such use through their own words and actions are enablers of teen substance use.

I want to express CASA's appreciation to Steve Wagner, President of QEV Analytics, Ltd. for his insightful work in analyzing the data. We much appreciate the counsel of our survey advisory group members: Timothy Johnson, PhD, Director of the Survey Research Laboratory, University of Illinois, Chicago, Professor of Public Administration, School of Public Health, University of Illinois, Chicago; Robert Shapiro, PhD, Professor, Department of Political Science, Columbia University; and psychologist Nicholas Zill, PhD.

Roger Vaughan, DrPH, head of CASA's Substance Abuse and Data Analysis Center (SADACSM), Professor of Clinical Biostatistics, Department of Biostatistics, Mailman School of Public Health at Columbia University and associate editor for statistics and evaluation for the *American Journal of Public Health*, and Susan Foster, Vice President and Director of Policy Research and Analysis, reviewed the analysis. Jane Carlson and Jennie Hauser handled expertly the administrative aspects.

All these individuals helped, but CASA and QEV Analytics, Ltd. are responsible for this report.

Chapter I

Key Findings

Through 14 surveys conducted over 15 years, CASA has been surveying public opinion on substance abuse, seeking answers to the question: “Why do some teenagers smoke, drink and use illegal substances while others do not?”

This survey continues an analysis aimed at revealing factors that contribute to teens’ risk of smoking, drinking and using other drugs. Some of these factors--including their family dynamics, their parents’ involvement in their lives, their friends’ substance use, and their school and neighborhood environments--tend to cluster. Teens with problems in one area of their life often have problems in others as well. Nevertheless, by identifying individual risk factors, we seek to help parents (and other adults who influence teens) better identify those who are most vulnerable to substance abuse, and develop strategies to diminish their risk.

Although this survey includes some questions on substance use, it is not intended to be an epidemiological study of substance abuse. For measurements of the actual prevalence of various types of substance use there are other sources of data, including the *Youth Risk Behavior Surveillance System* (conducted by the Centers for Disease Control and Prevention of the U.S. Department of Health and Human Services), the *Monitoring the Future Study* (conducted at the University of Michigan and funded by the National Institute on Drug Abuse of the National Institutes of Health), and the *National Survey on Drug Use and Health* (sponsored by the Substance Abuse and Mental Health Services Administration of the U.S. Department of Health and Human Services).

This survey was conducted by telephone in the United States. The 1,000 teens (ages 12 to 17) who participated were randomly selected from a nationally representative sample frame and interviewed between March 2 and April 5, 2009; the 452 parent interviews were conducted

between March 21 and April 10, 2009. Despite assurances of confidentiality, we assume that some teenage respondents will be reluctant to admit inappropriate or illegal activities over the telephone to someone unknown to them. Therefore, this survey--like any telephone survey asking respondents to self-report proscribed behaviors--presents conservative estimates of the extent of the use of illegal drugs, the consumption of tobacco products and alcohol by teenagers, and other negative behaviors, and over-reports positive behaviors. The parental permission requirement also may contribute to under-reporting of proscribed behaviors.*

Teen Drunkenness

This year we took a close look at teen drinking and discovered that if a 12- to 17-year old is drinking odds are that teen is also getting drunk:

- Sixty-five percent of teens who drink monthly report that they get drunk at least once in a typical month.
- Eighty-five percent of 17-year old drinkers get drunk at least once in a typical month.

Eighty-five percent of teen drinkers who say that when they drink they usually drink to get drunk do so at least once a month.

But even 33 percent of those teens who do NOT set out to get drunk nonetheless find themselves drunk at least once a month.

The Relationship Between Teen Drunkenness and Other Drug Use

Compared to teens who have never tried alcohol, teens who get drunk monthly are:

- Eighteen times likelier to have tried marijuana;
- Four times likelier to be able to get marijuana in an hour;
- Almost four times likelier to know someone their age who abuses prescription drugs;
- More than three times likelier to have friends who use marijuana; and
- More than twice as likely to know someone their age who uses meth or ecstasy, or other drugs such as cocaine, heroin or LSD.

Father Knows Best? The Influence of Dads on Teen Drinking

Teens' drinking behavior is associated strongly with how they believe their fathers feel about their drinking:

- Compared to teens who believe their father is against them drinking, teens who believe their father is okay with them drinking are two and a half times likelier to get drunk in a typical month.
- Compared to teens who are living with no father in the home, teens who believe their father is okay with them drinking are more than one and a half times likelier to have had a drink.

* See Fendrich, M., & Johnson, T. P. (2001). Examining prevalence differences in three national surveys of youth: Impact of consent procedures, mode, and editing rules. *Journal of Drug Issues*, 31(3), 615-642.

Five percent of 12- to 15-year old girls and nine percent of 12- to 15-year old boys say their fathers are okay with their drinking.

Thirteen percent of 16- and 17-year old girls say their fathers are okay with their drinking.

Twenty percent of 16- and 17-year old boys say their fathers are okay with their drinking.

Marijuana: A Big Deal?

Teens who say that the decision to use marijuana by someone their age is not a big deal are four times more likely to use it compared to teens who say this decision is a big deal.

Teens of parents who believe the decision to use marijuana is not a big deal are almost twice as likely to use the drug, compared to teens of parents who say this decision is a big deal.

Marijuana Getting Easier To Buy

Between 2007 and 2009 there was a 37 percent increase in the percentage of teens who say marijuana is easier to buy than cigarettes, beer or prescription drugs, from 19 percent to 26 percent.

Nearly one-quarter of teens (5.7 million) say they can get marijuana in an hour; four out of ten teens (10 million) can get marijuana within a day.

Teen Drunkenness, Marijuana Use, and Harmful Sexual Behavior

Virtually every teen surveyed--boys and girls, at every age--believe that girls need to be careful when they are with guys who have been drinking.

Their concerns are justified.

Compared to teens who have never tried alcohol, those who get drunk at least once a month are:

- Twice as likely to know a girl who was forced to do something sexual she didn't want to do; and
- Nearly four times likelier to know a guy who uses drugs or alcohol to hook up.

Compared to teens who have never tried marijuana, teens who have tried marijuana are:

- Twice as likely to know a girl who was forced to do something sexual she didn't want to do; and
- Three times likelier to know a guy who uses drugs or alcohol to hook up.

Prescription Drugs Readily Available

For the first time this year we asked 12- to 17-year olds how fast they can get prescription drugs (for the purpose of getting high):

- Nearly one in five teens (4.7 million) can get prescription drugs (in order to get high) in an hour.
- More than one-third of teens (8.7 million) can get prescription drugs within a day.

Home, parents, other family members and friends are the most common sources of prescription drugs for teens.

Drugs in Schools

About two-thirds of high school students and one-quarter of middle school students say drugs are used, kept or sold on the grounds of their schools.

Compared to students who say their schools are drug free, students who say they attend drug-infected schools are:

- Almost three times likelier to be able to get marijuana in an hour; and

- Twice as likely to be able to get prescription drugs in an hour.

One out of five teens who say drugs are used, kept or sold on the grounds of their schools name school as the place where they could obtain marijuana.

Teens of parents who say future drug use by their child is very likely are 10 times likelier to have tried marijuana, compared to teens of parents who say future drug use by their child will never happen.

Parental Acceptance of Drugs in Schools

Sixty percent of parents think their teen's school is not drug free, meaning drugs are used, kept or sold on school grounds. Of these parents:

- Nearly two-thirds believe the presence of illegal drugs in their teen's school makes it more likely that their teen will try them;
- More than half believe the goal of making the school drug free is unrealistic; and
- Only one-quarter have discussed this issue with a school official or teacher.

Parental Role Models

One-third of teens have seen one or both of their parents drunk.

Compared to teens who have not seen a parent drunk, those who have are:

- More than twice as likely to get drunk in a typical month;
- Three times likelier to have used marijuana; and
- Three times likelier to have smoked cigarettes.

Parents' Expectations

While nearly all of the parents we surveyed say it is important to them that their teen does not use marijuana, only half believe it is realistic to expect that a teen will never try marijuana.

Chapter II

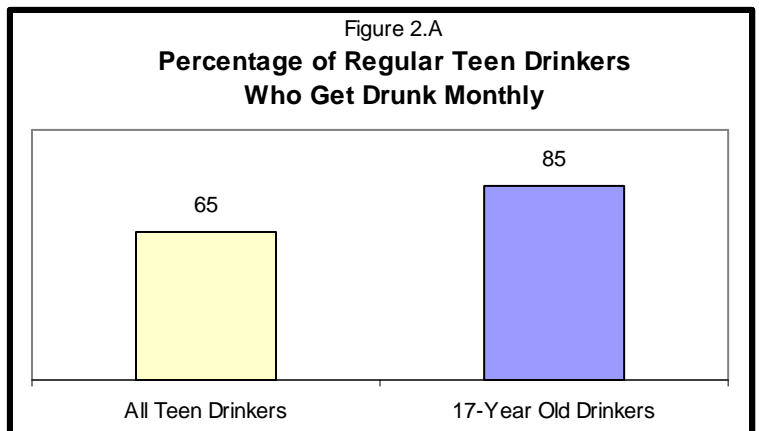
Teen Drunkenness

This year's survey shows a strong relationship between teen drinking and drunkenness. If a teen is drinking monthly, odds are that the teen is also getting drunk monthly.

Teen Moderate Drinking a Rare Phenomenon

Nearly two-thirds (65 percent) of teens who are current (past month) drinkers also report that they get drunk at least once in a typical month.

This relationship is even stronger among older teens: more than eight out of ten 17-year old regular drinkers (85 percent) also get drunk at least monthly. (Figure 2.A)



Eighty-five percent of teen drinkers who say that when they drink they usually intend to get drunk do get drunk at least monthly.

Even one-third of teens (33 percent) who do not usually drink intending to get drunk nonetheless get drunk on a monthly basis. (Figure 2.B)

Teen Drunkenness and Harmful Sexual Behavior

Compared to teens who have never tried alcohol, those who get drunk at least once in a typical month are:

- Twice as likely to know a girl who was forced to do something sexual she didn't want to do (33 percent vs. 16 percent); and
- Nearly four times likelier to know a guy who uses alcohol or other drugs to hook up (38 percent vs. 10 percent).

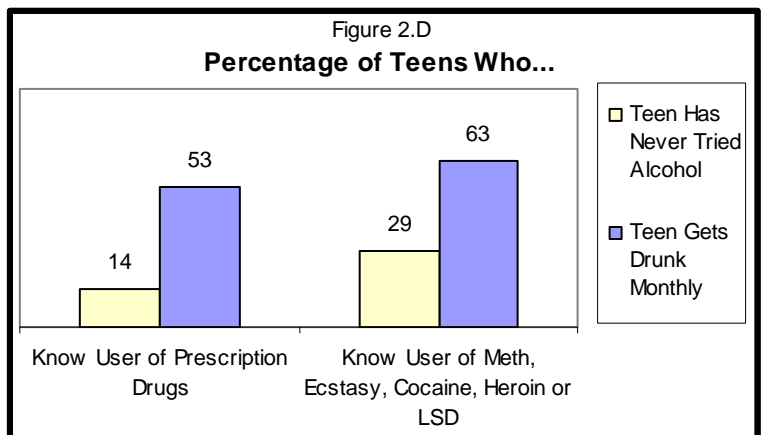
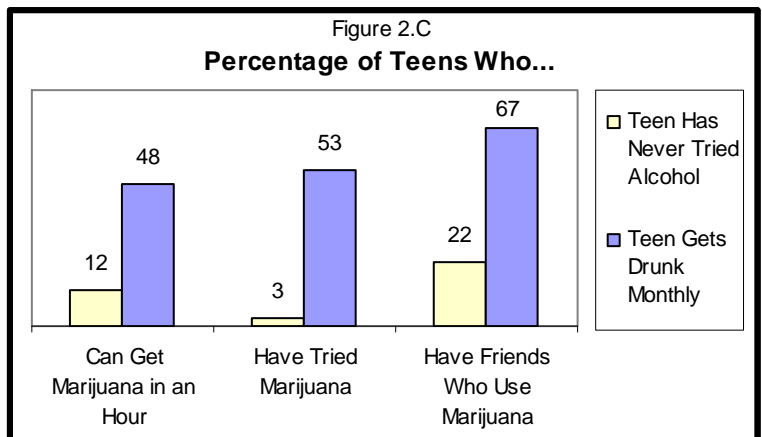
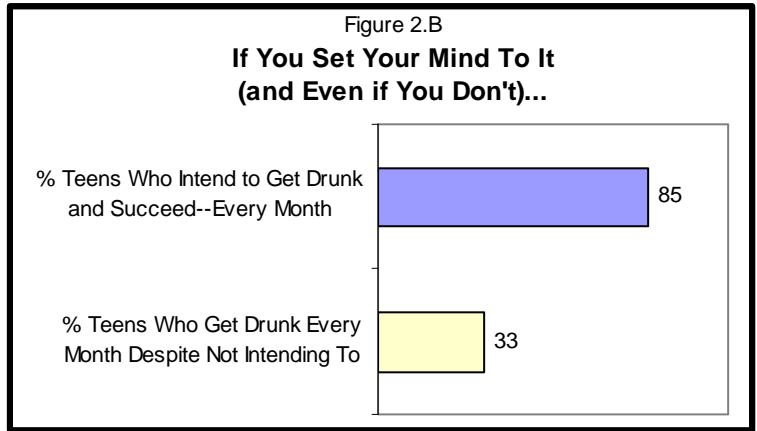
The Relationship Between Teen Drunkenness and Other Drug Use

Compared to teens who have never tried alcohol, teens who get drunk monthly are:

- Eighteen times likelier to have tried marijuana (53 percent vs. three percent);
- Four times likelier to be able to get marijuana in an hour (48 percent vs. 12 percent); and
- More than three times likelier to have friends who use marijuana (67 percent vs. 22 percent). (Figure 2.C)

Compared to teens who have never tried alcohol, teens who get drunk monthly also are:

- Almost four times likelier to know someone their age who uses prescription drugs (53 percent vs. 14 percent); and
- More than twice as likely to know someone their age who uses meth or ecstasy, or other drugs such as cocaine, heroin or LSD (63 percent vs. 29 percent). (Figure 2.D)



Father Knows Best? Teen Drinking and the Influence of Dad

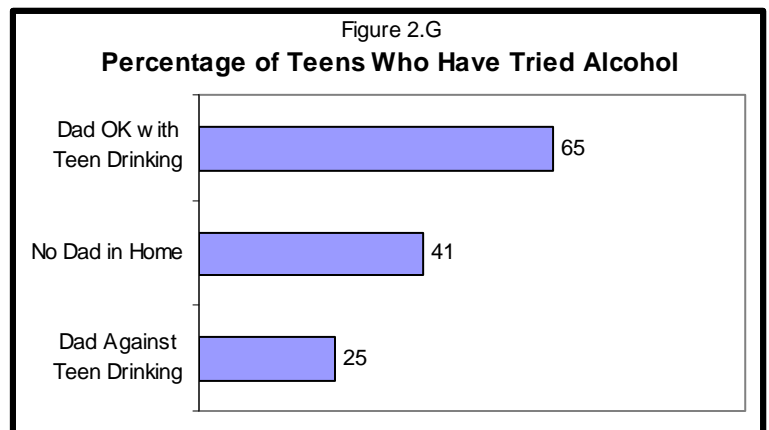
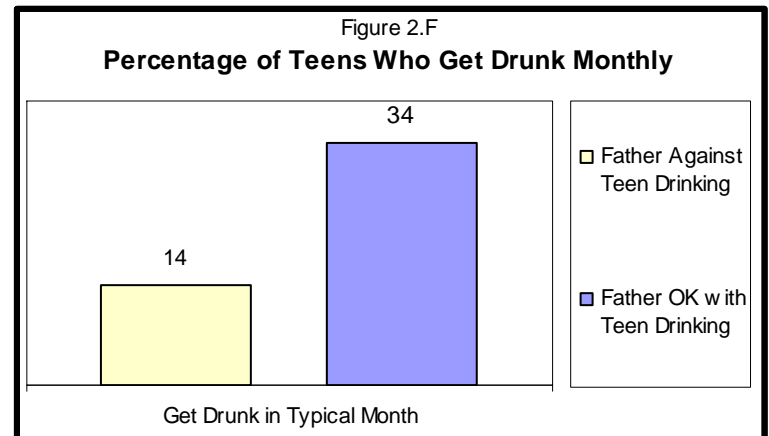
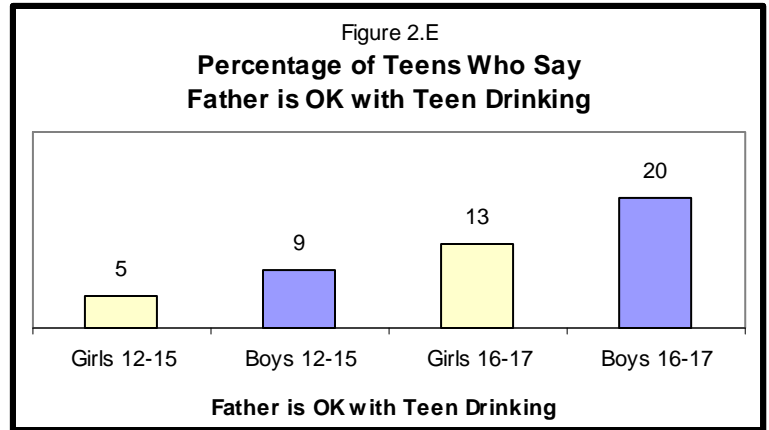
Five percent of 12- to 15-year old girls and almost twice as many 12- to 15-year old boys (nine percent) say their father is okay with their drinking.

By the time girls reach ages 16 and 17, 13 percent say their fathers are okay with their drinking. By the time boys reach ages 16 and 17, 20 percent say this is the case. (Figure 2.E)

Twelve to 17-year olds who believe their father is okay with their drinking are two and a half times likelier to get drunk in a typical month, compared to those who believe their father is against their drinking (34 percent vs. 14 percent). (Figure 2.F)

Compared to teens who are living with no father in the home, teens who believe their father is okay with their drinking are more than one and a half times likelier to have had a drink (41 percent vs. 65 percent). (Figure 2.G)

Some teen drinkers may rationalize their behavior by saying that their fathers think it is okay: We note that 21 percent of the kids who get drunk in a typical month say their father is okay with their drinking, but only five percent of teens who have not tried alcohol believe their father would approve of their drinking.



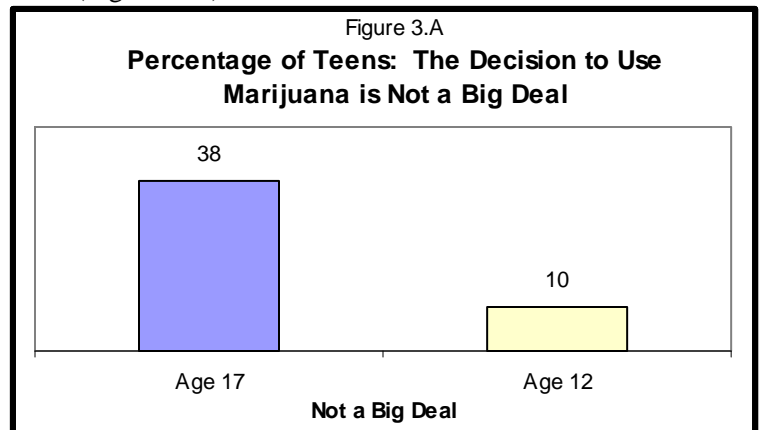
Chapter III

Marijuana

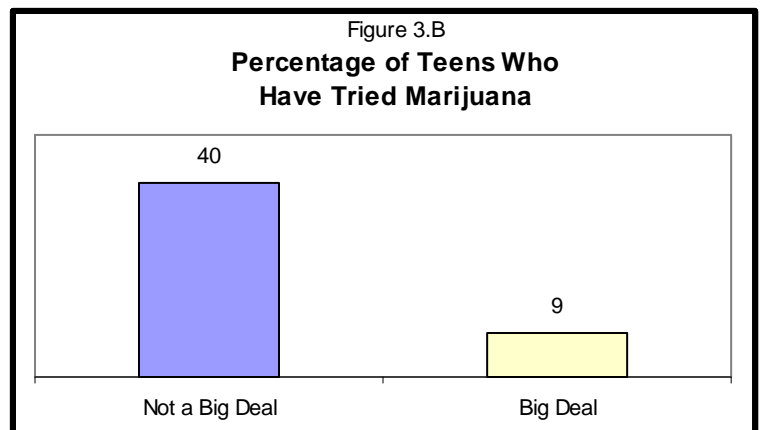
Marijuana: A Big Deal?

We asked teens this year whether the decision by someone their age to use marijuana is or is not a big deal. Their responses vary by their age, and by whether they are using substances themselves, but overall three-quarters of teens and almost nine out of 10 parents think the decision to use marijuana is a big deal.

Seventeen-year olds are almost four times as likely to say the decision by someone their age to use marijuana is NOT a big deal, compared to 12-year olds (38 percent vs. 10 percent). (Figure 3.A)



Teens who say that the decision to use marijuana by someone their age is not a big deal are four times more likely to use it, compared to teens who say this decision is a big deal (40 percent vs. nine percent). (Figure 3.B)



More than twice as many teens as parents (23 percent vs. nine percent) believe the decision by a teen to use marijuana is not a big deal. (Figure 3.C)

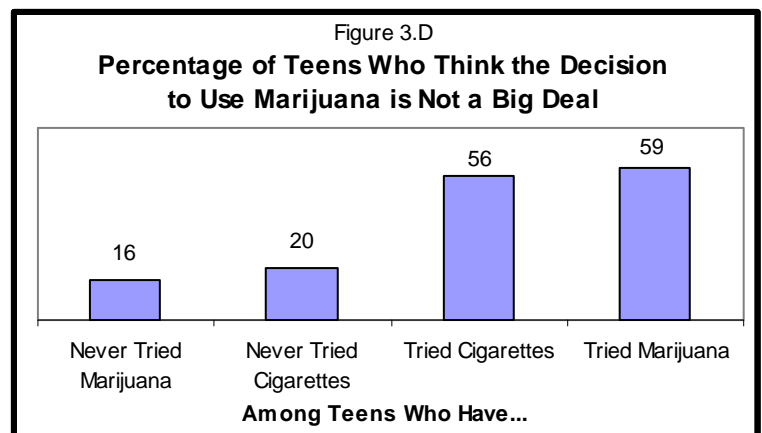
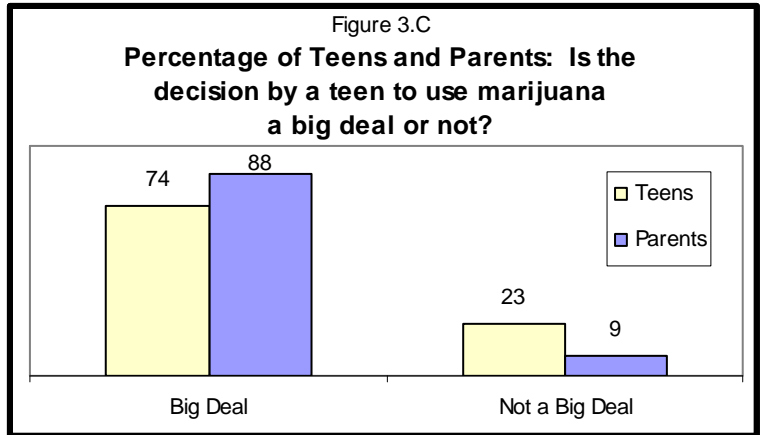
Compared to teens whose parents say the decision by a teen to use marijuana is a big deal, teens of those relatively few parents who say the decision to use marijuana is NOT a big deal are almost twice as likely to use the drug (13 percent vs. 23 percent).

Among teens who have tried cigarettes, 56 percent say the decision by someone their age to use marijuana is not a big deal. Among teens who have tried marijuana, 59 percent say this decision is not a big deal. (Figure 3.D)

Eighty percent of teens who have never tried marijuana believe the decision by someone their age to use the drug is a big deal.

Teens who get good grades in school, have excellent relationships with their parents, attend religious services weekly, and say future drug use will never happen are more likely to consider the decision by someone their age to use marijuana a big deal:

- Eighty-four percent of teens who say they get mostly A's in school believe the decision by someone their age to use marijuana is a big deal, compared to 67 percent of teens who usually get grades of C or lower.
- Eighty-one percent of those teens who have an excellent relationship with their mother believe the decision to use marijuana is a big deal, compared to 68 percent of those teens who have a fair or poor relationship with their mother.
- Eighty-three percent of those teens who have an excellent relationship with their father believe the decision to use marijuana is a big deal, compared to 59 percent of those teens who have a fair or poor relationship with their father.



- Eighty-one percent of teens who attend religious services at least weekly believe the decision to use marijuana is a big deal, compared to 65 percent of teens who never attend religious services.
- Eighty-two percent of teens who say they will never use drugs believe the decision by someone their age to use marijuana is a big deal, compared to 45 percent of teens who say future drug use is likely.

Teen Marijuana Use and Harmful Sexual Behavior

Teens who have tried marijuana are twice as likely as teens who have never tried marijuana to know a girl who was forced to do something sexual she didn't want to do (40 percent vs. 20 percent). This is the case for nearly half (47 percent) of girls who have used marijuana and about one-third (34 percent) of boys who have used marijuana.

Teens who have tried marijuana are three times likelier than teens who have never tried marijuana to know a guy who uses alcohol or other drugs to hook up (45 percent vs. 13 percent).

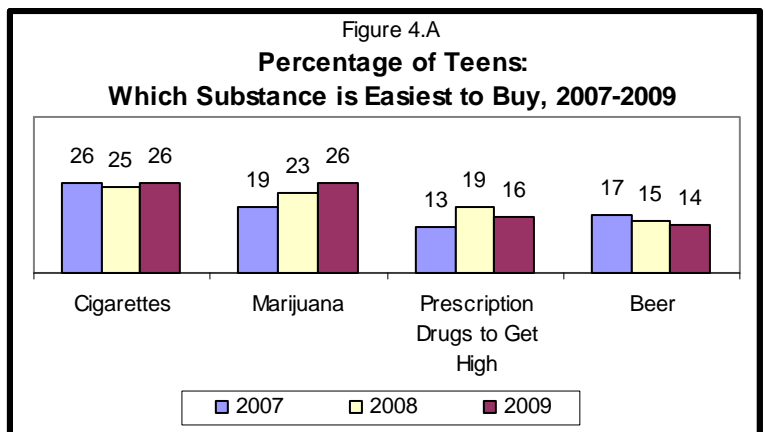
Chapter IV

Availability of Substances: Which Are Easiest to Buy, How Fast Can Teens Get Them, and Where Do They Get Them?

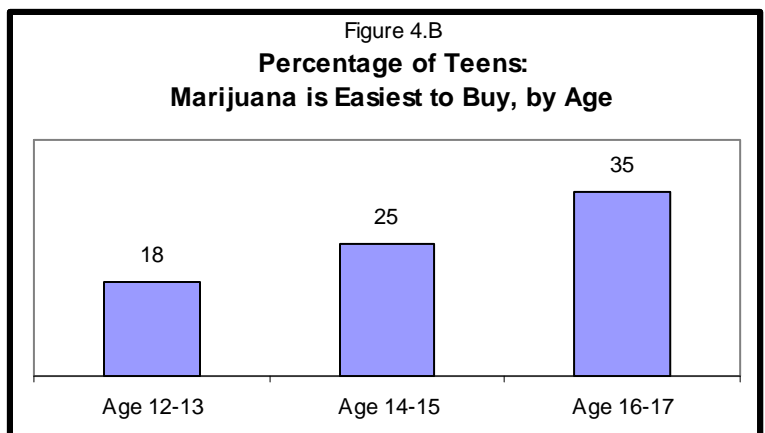
Easiest To Buy

This year, teens report that marijuana is as easy to buy as cigarettes.

Between 2007 and 2009 there was a 37 percent increase in the percentage of teens who say marijuana is easiest to buy (26 percent of teens say marijuana is easiest to buy in 2009, compared to 19 percent in 2007). (Figure 4.A)



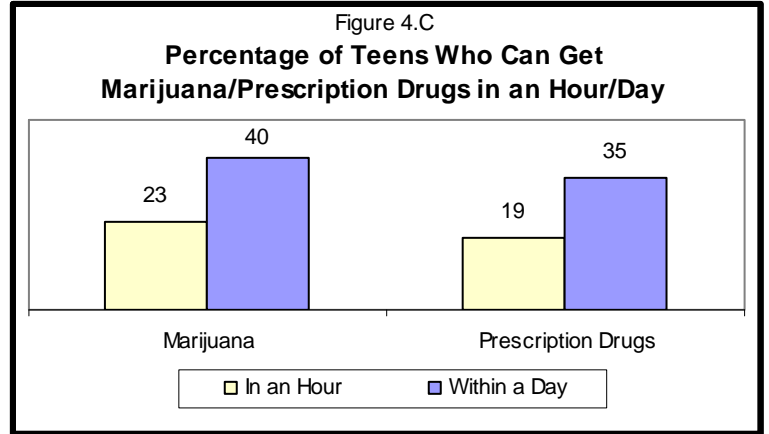
Marijuana is especially easy for the oldest teens we surveyed to obtain. (Figure 4.B)



How Fast Teens Can Get Substances

We have observed for several years that marijuana is readily available to teens: 23 percent of teens say they can get marijuana in an hour, 40 percent can get it within a day. If we apply these percentages to the March 2009 CPS of the U.S. Census Bureau, then as many as 5.7 million 12- to 17-year olds could get marijuana in an hour; 10 million could get it within a day.

For the first time, this year we asked 12- to 17-year olds how fast they can get prescription drugs, and we find that 19 percent of teens (4.7 million) can get prescription drugs (in order to get high) in an hour; 35 percent (8.7 million) can get prescription drugs within a day. (Figure 4.C)

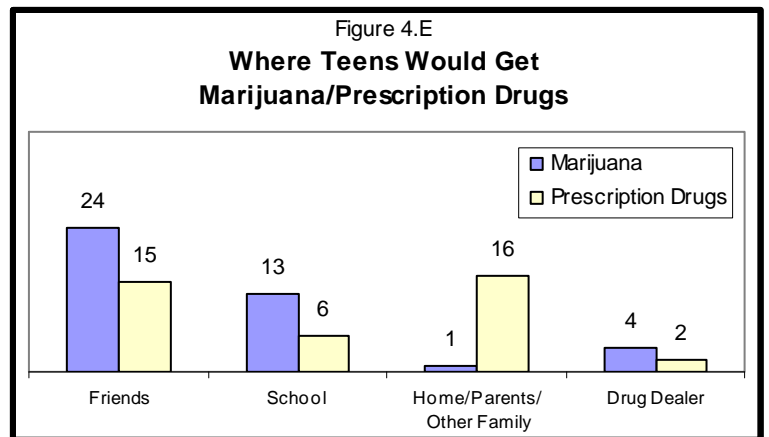
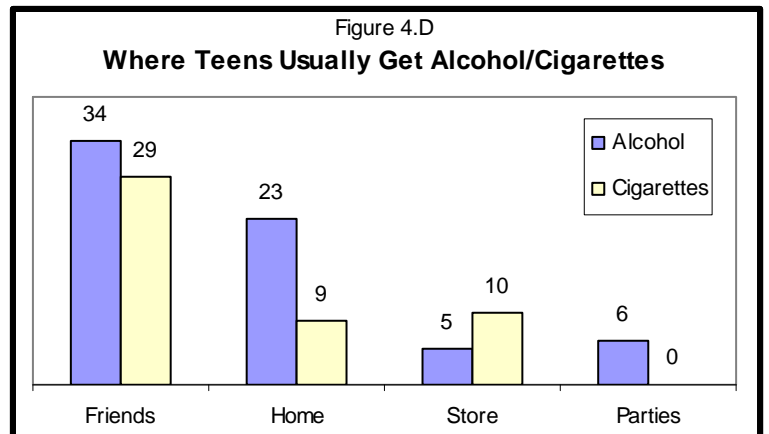


Where Teens Get Substances

Friends are the most common source of both alcohol and cigarettes for teens. The second most common source of alcohol is parents, the home or other family members. The second most common source of cigarettes is a store. (Figure 4.D)

Friends are the most common source of marijuana for teens, followed by school.

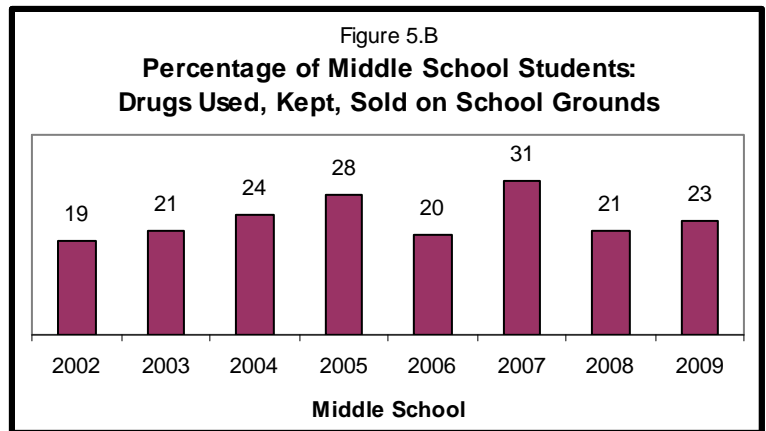
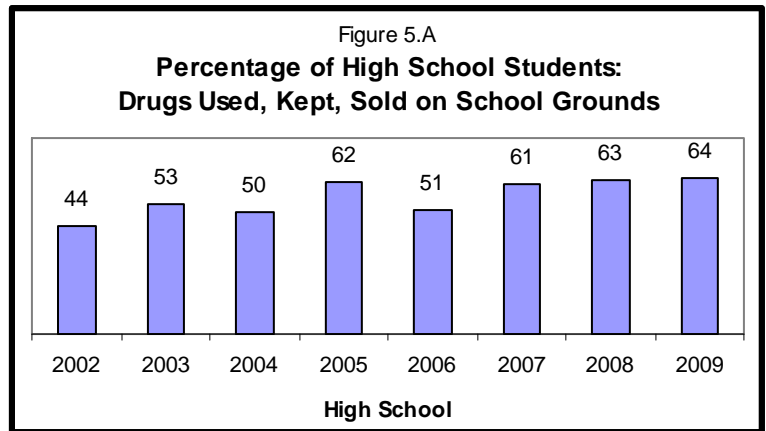
Home, parents or other family members are the most common sources of prescription drugs for teens, followed very closely by friends. (Figure 4.E)



Chapter V

Drugs in School

Overall, 45 percent of teens say drugs are used, kept or sold on the grounds of their schools: 64 percent of high school students and 23 percent of middle school students. (Figures 5.A and 5.B)



Compared to students who say they attend drug-free schools, students who say drugs are used, kept or sold on the grounds of their schools are:

- Almost three times likelier to be able to get marijuana in an hour (13 percent vs. 34 percent); and
- Twice as likely to be able to get prescription drugs in an hour (13 percent vs. 26 percent).

One out of five teens (21 percent) who say drugs are used, kept or sold on the grounds of their schools name school as the place where they could obtain marijuana.

Parental Acceptance of Drugs in Schools

Eighty-nine percent of parents say it is extremely (63 percent) or very (26 percent) important that their teen's school is drug free.

Sixty percent of parents say their teen's school is not drug free, meaning drugs are used, kept or sold on school grounds. Of these parents:

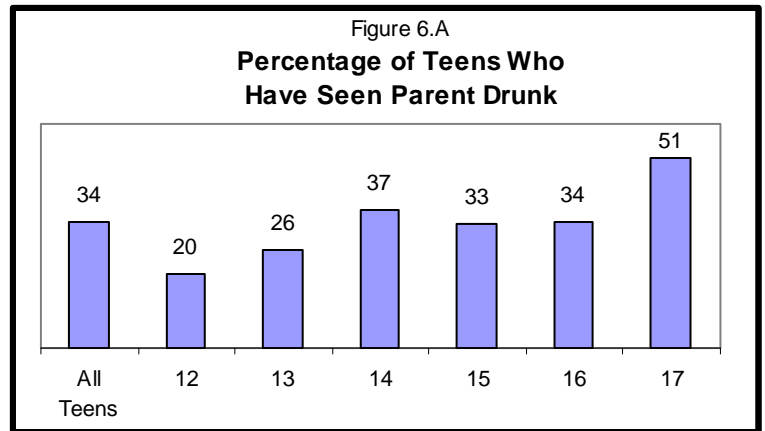
- Nearly two-thirds (62 percent) believe the presence of illegal drugs in their teen's school makes it more likely that their teen will try them;
- More than half (58 percent) believe the goal of making the school drug free is unrealistic;
- Forty-five percent believe there is nothing a parent can do to help achieve a drug-free school; and
- Only about one-quarter (27 percent) have discussed this issue with a school official or teacher.

Chapter VI

Parent Enablers

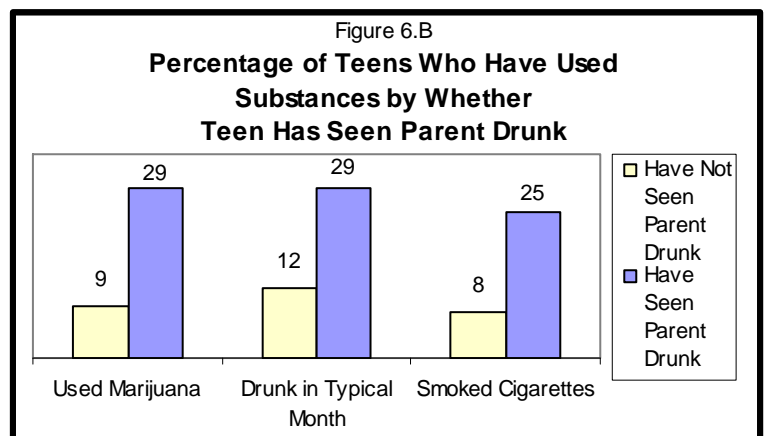
Parental Role Models

Thirty-four percent of all teens have seen one or both of their parents drunk, and 33 percent of parents say their teen has seen one or both parents drunk. (Figure 6.A)



Compared to teens who have not seen their parent(s) drunk, those who have seen their parent(s) drunk are:

- More than twice as likely to get drunk in a typical month;
- Three times likelier to have used marijuana; and
- Three times likelier to have smoked cigarettes. (Figure 6.B)



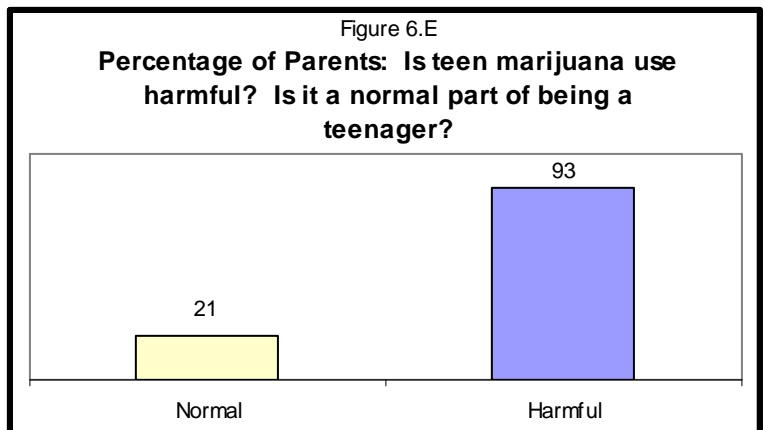
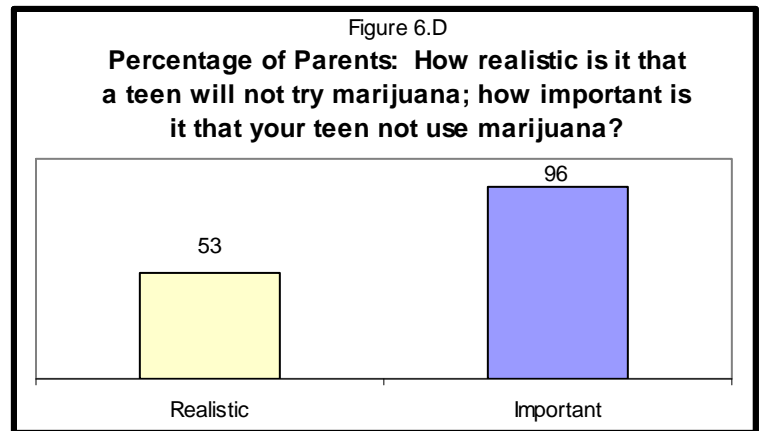
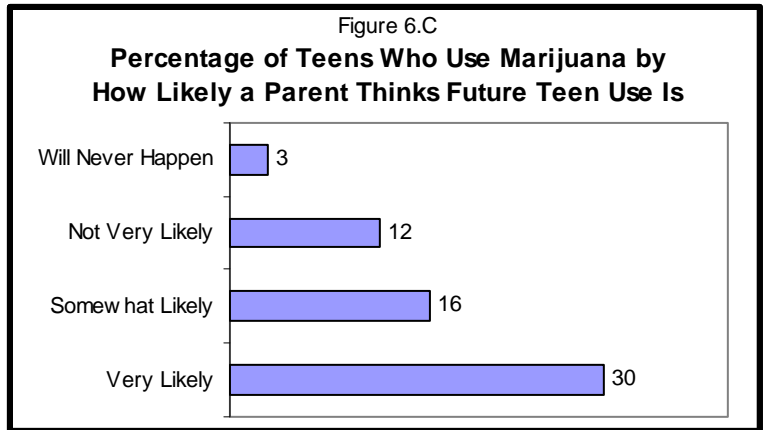
Four percent of teens have seen a parent high on drugs, and four percent of parents say their teen has seen one or both parents high on drugs.

Parents' Expectations

Teens whose parents say future drug use by their child is very likely are 10 times likelier to have tried marijuana, compared to teens whose parents say future drug use by the child will never happen (30 percent vs. three percent). (Figure 6.C)

Ninety-six percent of parents say it is important to them that their teen does not use marijuana. But only half (53 percent) believe it is realistic to expect that a teen will never try marijuana. (Figure 6.D)

Ninety-three percent of parents believe that marijuana is very or fairly harmful to someone the age of their teenage child, but 21 percent say marijuana use is a normal part of being a teenager. (Figure 6.E)



Appendix A

Sample Performance

A good way to assess the quality of the achieved survey sample is to compare the results obtained in the survey with known characteristics of the target population, in this case the national population of teenagers between 12 and 17 years of age. Five demographic characteristics are of particular interest to us: age, sex, race, ethnicity and family structure. Our benchmark is the March 2009 *Current Population Survey (CPS)* conducted by the U.S. Census Bureau. Table A.1 below compares the achieved results of our survey with the reported results of the March 2009 *CPS*.

The reported survey results throughout this report are weighted, meaning the obtained results were mathematically adjusted to correct for deviations from the target population profile derived from the *CPS*. Weighting was applied in a two-stage, iterative procedure, first to bring the achieved sample in line with the *CPS* for age and sex, then for race and ethnicity. Because of the second iteration of weighting, the age by sex distribution is unlikely to match exactly the *CPS* targets. Table A.1 below reports both our initial unweighted and final weighted results, so that a reader can assess the impact of this corrective measure.

What is observable from the table below is that the obtained sample was close to the demographic targets with a few exceptions. Twelve year-old males and females are both significantly unrepresented. As a result, we have been cautious in analyses involving this cohort (better to combine 12- and 13-year olds). Again this year, the survey did not obtain as many teens residing in non-two-parent households as indicated by the *CPS*. No attempt was made to correct this under-representation by weighting. One factor for this under-representation may be the requirement for parental consent, discussed below.

Table A.1

Characteristic	Unweighted Survey	Weighted Survey	CPS Estimates
<i>Age and Sex</i>			
Male, 12-years old	3.1	8.5	8.1
Male, 13-years old	9.1	8.2	8.3
Male, 14-years old	9.2	8.0	8.1
Male, 15-years old	9.6	8.0	8.3
Male, 16-years old	10.3	9.4	9.4
Male, 17-years old	9.6	8.7	8.7
Female, 12-years old	5.1	7.9	8.0
Female, 13-years old	6.8	8.2	8.0
Female, 14-years old	8.6	7.2	7.7
Female, 15-years old	10.2	8.0	7.9
Female, 16-years old	9.9	9.4	9.1
Female, 17-years old	8.5	8.9	8.3
<i>Race and Ethnicity</i>			
White, not Hispanic	67.6	57.4	58.3
Hispanic, any race	12.1	18.6	19.1
Black, not Hispanic	9.6	16.1	15.2
Asian American	3.5	2.4	4.1
Native American	1.1	1.0	0.8
Other/Mixed/No Response	6.1	4.5	2.6
<i>Family Structure</i>			
Two Biological Parents	70.5	68.1	
Biological Mother, Step Father	7.8	8.6	
Biological Father, Step Mother	1.6	1.5	
Two Step Parents	0.2	0.1	
<i>Subtotal, Two Parents</i>	80.1	78.2	66.6
<i>Sub, Two Parents, Wht ~Hsp</i>	86.0	85.9	74.9
<i>Sub, Two Parents, Hsp</i>	74.4	75.8	64.7
<i>Sub, Two Parents, A-A</i>	56.2	58.0	35.8
Biological Mother, No Father	12.6	13.9	
Step Mother, No Father	0.3	0.5	
<i>Subtotal, Mother Only</i>	12.9	14.4	24.8
<i>Sub, Mthr Only, Wht ~Hsp</i>	9.3	9.5	16.9
<i>Sub, Mthr Only, Hsp</i>	17.4	16.1	26.2
<i>Sub, Mthr Only, A-A</i>	31.3	29.6	54.9
Biological Father, No Mother	1.9	2.2	
Step Father, No Mother	0.1	0.1	
<i>Subtotal, Father Only</i>	2.0	2.3	7.3
<i>Sub, Fthr Only, Wht ~Hsp</i>	0.8	0.9	6.9
<i>Sub, Fthr Only, Hsp</i>	3.3	3.8	7.6
<i>Sub, Fthr Only, A-A</i>	5.2	4.3	8.6
Neither Parent	4.0	4.1	1.3
<i>Neither Parent, Wht ~Hsp</i>	3.3	3.0	1.4
<i>Neither Parent, Hsp</i>	4.1	3.8	1.6
<i>Neither Parent, A-A</i>	5.2	6.2	0.7

Appendix B

Survey Methodology

The questionnaire for this survey was designed by the staffs of QEV Analytics and CASA. Questions and themes were pre-tested by conducting two focus groups in Woodbridge, New Jersey. One session was with current high school students (16- and 17-year olds), one with recent graduates of high school (18- to 20-year olds).

This survey was conducted by telephone, utilizing a random household selection procedure called random digit dialing (RDD), in which a pool of telephone numbers was assembled by a commercial survey sample vendor utilizing extensive information concerning telephone number assignments across the country. Numbers in this initial pool represented all 48 continental states in proportion to their population.

Households were qualified for participation in the survey by determining that a teen between the ages of 12 and 17 lived in the household (see Appendix C for screening questions). At least six call back attempts were made to each telephone number before the telephone number was rejected.

Once a household was qualified as the residence of an eligible teenager, 12 to 17, permission for survey participation by the teen was sought from the teen's parent or guardian. After permission was obtained, if the potential teen participant was available, the teen interview was conducted. If the potential teen participant was not available at the time of the initial contact with the parent or guardian, then a call back was scheduled for the teen interview. After the teen interview was accomplished, an interview with a parent or guardian of the teen was attempted in subsequent telephone calls to every household in which a teen interview was completed.

In an effort to improve the obtained sample in terms of its representation of African-American and Hispanic youth, this year we established a quota for interviews to be completed in those counties with 33 percent or greater total minority population (African-American plus Hispanic).

Forty-one percent (41 percent) of our interviews in the target counties were with African-American or Hispanic youth, versus 17 percent with minority youth in non-target counties. 49.7 percent of the total resident population of target counties is African-American or Hispanic, versus 14.4 percent of non-target counties. Insuring that high-minority population counties are not underrepresented contributes to an improved sample performance.

In total, 1,000 teenagers (509 males, 491 females) and 452 parents of teenagers (121 males and 331 females) were interviewed between March 2 - April 5, 2009 (for teens) and March 21 - April 10, 2009 (parents). The margin of sampling error for the teen survey is ± 3.1 percent at a 95 percent confidence level (meaning, were it possible to interview all teenagers in the country between the ages of 12 and 17, the results would vary by no more than ± 3.1 percent, 19 times out of 20, from what was reported in this survey).

This year, all of the 452 parents interviewed reside in two-interview households, meaning that a teen was also interviewed from the same household. The two sets of responses (parent and teen) are linked, so we can relate the teen's risk of using drugs with the parent's responses and characteristics. We only interview parents in households with a teen respondent because the principal utility of the parental data is in its relationship with the teen data. The margin of sampling error for a survey of 452, which is the size of the parent/guardian sample, is ± 4.6 percent (at the 95 percent confidence level). While we consider the random selection of households with teenagers in residence to yield a representative sample of parents of teenagers as well, it should be noted that parents were interviewed only after assenting to the participation of their teenager in the survey, and the successful completion of the teen interview.

This protocol could potentially influence the representativeness of the parents' sample.

The data collection process was supervised by QEV Analytics, Ltd. of Washington, DC. The survey analysis was accomplished by Steven Wagner, President of QEV Analytics, Ltd. and Elizabeth Planet of CASA; this report was written by Planet and Wagner.

Methodological Considerations

Parental Consent

This survey project complied with the protection of human subjects in research protocols of the U.S. Department of Health and Human Services. The survey instrument and methodology were reviewed by CASA's Institutional Review Board (IRB), which required affirmative parental or guardian consent prior to attempting an interview with a teenage respondent. While the explicit refusal rate of parents, having occurred in 99 cases, seems modest, this represents the loss of 7 percent of otherwise eligible households, which is substantial enough to have an impact on the achieved sample. This may be a contributing factor to the understatement of substance use rates, and to the underrepresentation of racial and ethnic populations prior to our corrective steps of oversampling. Additionally, the fact of parental consent was known to some number of teen respondents and this knowledge could potentially affect responses.

While there were only 44 cases in which an interview was not conducted due to the persistent unavailability of a parent or guardian to provide consent, this unavailability could also have been the reason behind some of the much larger number of cases (31,513) in which qualifying information could not be obtained from a household.

Underrepresentation of Non-Two-Parent Households

As Table A.1 in Appendix A reports, the number of teens from mother-only headed households

was 52 percent of what the *CPS* predicted, and this rate of under-representation, which we have observed in the past, was constant for the three main racial/ethnic subpopulations (white/non-Hispanic, Hispanic, African-American).

It is entirely speculative to suggest reasons for this under-representation, but it is not unreasonable to suppose that the requirement of parental consent impedes the participation of non-two parent households. The probability of finding a parent or guardian at home is obviously less when there is one parent or guardian in the household rather than two. We have no reason to suppose single parents are inherently less likely to provide consent for participation, but that may also be the case.

Pre-Qualification of Eligible Households

In order to increase the efficiency of the interviewing process, some screening of households to determine eligibility (resident teen in the target age range) occurred prior to the administration of the interview or consent protocols. Similarly, the interview may have been administered in a call subsequent to obtaining parental permission. These measures did not have a detectable effect on responses, but may have had an impact on the sample characteristics in ways we cannot detect.

Table B.1 summarizes the number of calls necessary to achieve the completed sample of 1,000 interviews, and presents the results of all of our calls in attempt to conduct an interview.

Utilizing the American Association for Public Opinion Research (AAPOR) Response Rate Calculator #3 (www.aapor.org), we achieved a response rate of 17.4 percent.

Interview Privacy

Teen respondents were asked at the conclusion of the interview if their answers could be overheard by someone at their home. Twenty-five percent said they could be overheard. Teens who believed that someone could overhear the interview had only a slightly lower average risk score (0.96 vs. 1.01) suggesting that some teen respondents may have been cautious about giving responses indicating substance abuse risk (there does not appear to be an age effect; younger respondents are not more likely to have been monitored).

Table B.1

Results of Telephone Calls	Numbers	Percent
Initial Pool of Random Telephone Numbers	130,098	
Other than Residential or Fax Number	2,411	
Fax Number	3,792	
Not in Service	14,964	
<i>Subtotal, Operational Residential Telephones</i>	<i>108,931</i>	
No Answer	20,881	
Busy (on final attempt)	2,445	
Answering Machine	11,501	
Arranged for Call Back, Unfulfilled	1,298	
Language Barrier	1,592	
Other Terminations	0	
<i>Subtotal, Potential Respondents</i>	<i>71,214</i>	<i>100.0</i>
Ineligible (no teen 12 to 17 in household)	38,251	43.4
Refused to Provide Qualifying Information*	31,513	54.4
Parental Permission Denied	99	
Mid-Interview Termination	209	
Teen Respondent Refusal	83	
Other Inabilities to Complete Interview	59	
Completed Interviews	1,000	1.3

* In this survey, we are seeking respondents representing a small subpopulation of all residents of the United States (roughly 9 percent). We would expect that 64,805 of 71,214 households dialed at random would not have a resident teenager 12- to 17-years of age. Therefore, we expect that most of the refusals to provide qualifying information were in fact ineligible households not willing to respond to the screening questions (roughly 26,554 of 31,513 or 84 percent).

Appendix C

Screening Questions

VERBAL PROTOCOL FOR THE TEEN QUESTIONNAIRE PARENT CONSENT

INTRODUCTION: Hello, my name is (_____) and I'm calling on behalf of QEV Analytics, a public opinion research firm. We are conducting a nationwide research project about teen attitudes and the risks facing teens. We are looking for teenagers between 12 and 17 years old to participate in this survey. Is there someone between 12 and 17 living at your home?

[IF YES] Is the adult parent or guardian of this teen available?

[IF YES] May I speak with him or her please?

[IF NOT HOME OR AVAILABLE, ASK FOR TIME FOR CALL-BACK]

[IF NO]Thank you. [TERMINATE CALL]

[IF THE PERSON ON THE PHONE WAS NOT THE ADULT, AND THE ADULT THEN COMES TO THE PHONE, REPEAT INTRODUCTION, OTHERWISE CONTINUE AT **]

INTRODUCTION: Hello, my name is (_____) and I'm calling on behalf of QEV Analytics, a public opinion research firm. ** We are conducting a nationwide research project for a research center at a major university about teen attitudes and the risks facing teens. We are looking for teenagers between 12 and 17 years old to participate in this survey. This is not a sales call; I won't ask you or the teen to buy anything. No money will be offered to your teen. All responses are confidential. You or the teen may stop the interview at any time for any reason and may refuse to answer any question. The phone interview should take no longer than 20 minutes.

We will ask questions about the teen's living situation, their relationship with a parent, their activities at school and outside of school, teen sexual activity, their attitudes about tobacco use, alcohol use, and other drug use, and their experiences with tobacco, alcohol and marijuana.

Will you give us permission to talk over the phone with the teen in your house about these issues?

[IF NO TO PERMISSION] Thank you. [TERMINATE CALL]

[IF YES, TEEN CAN PARTICIPATE] Would [YOU / the teen's father] also be willing to speak to us about these and other issues? Could I have the first initial of your first name please?
[NOTE ANSWER]

Is your teen available to speak with me now?

[IF YES, TEEN AVAILABLE NOW]

What would be a convenient time to call back to speak with [you / the teen's father]?
[NOTE TIME FOR PARENT CALL BACK]

[IF NO, TEEN NOT AVAILABLE NOW]

Is now a convenient time to speak with [you / the teen's father]?

I would like you to write down this number in case you have a question or a problem with this survey. Please call collect at 212-841-5200 and ask for Jane Carlson.

Thank you for your help.

**VERBAL PROTOCOL FOR THE TEEN QUESTIONNAIRE
TEEN ASSENT**

INTRODUCTION: Hello, my name is (_____) and I'm calling on behalf of QEV Analytics, a public opinion research firm. This is not a sales call; I won't ask you to buy anything. We are conducting a nationwide research project about teen attitudes and the risks facing teens. We are looking for teenagers between 12 and 17 years old to participate in this survey. Is there someone between 12 and 17 living at your home?

[IF YES] Is the adult parent or guardian of this teen available?

[IF YES] May I speak with him or her please?

[IF NOT HOME OR AVAILABLE, ASK FOR TIME FOR CALL-BACK]

[IF NO] Thank you. [TERMINATE CALL]

[ONCE ADULT CONSENT IS OBTAINED] Hello, my name is (_____) and I'm interviewing teenagers across the country for a research center at a major university about what it's like to be a teenager in America today. This is not a sales call; I am not going to ask you to buy anything. No money will be offered to you. I just want to learn about some of your experiences and opinions on issues of importance to teenagers. Your answers are confidential. I don't have your name, and no one will ever know how you responded. This interview will take about 20 minutes, and there are no right or wrong answers to these questions. You may stop the interview at any time for any reason and may refuse to answer any question.

We will ask questions about your living situation, your relationship with a parent, your activities at school and outside of school, teen sexual activity, your attitudes about tobacco use, alcohol use, and other drug use, and your experiences with tobacco, alcohol and marijuana.

[IF THIS TEEN'S PARENT IS TO BE CALLED BACK]

We have also asked to speak with your parent / guardian, and will ask him / her about similar issues. A different interviewer will call back to speak with him / her. I will not speak with him / her, and he / she will never know how you answered these questions.

Are you willing to complete the survey?

[IF NO] Thank you. [TERMINATE CALL]

[IF YES]

I would like you to write down this number in case you have a question or a problem with this survey. Please call collect at 212-841-5200 and ask for Jane Carlson.

VERBAL PROTOCOL FOR THE PARENT QUESTIONNAIRE

INTRODUCTION: Hello, my name is (_____) and I'm calling on behalf of QEV Analytics, a public opinion research firm. This is not a sales call; I won't ask you to buy anything.

We are conducting a nationwide research project on the future of our youth for a research center at a major university. We are looking for parents of teenagers between 12 and 17 years old to participate in this survey. Is the parent with the first initial “__” of the teenager available to speak with me?

[IF YES, CONTINUE WITH SURVEY]

[IF NOT AVAILABLE] When would be a good time to call back? [RECORD CALLBACK TIME]

[IF NO] Thank you. [TERMINATE CALL]

[PARENT INTRODUCTION]

INTRODUCTION: [REPEAT AS NECESSARY] Hello, my name is (_____) and I'm calling on behalf of QEV Analytics, a public opinion research firm. We are talking today with parents of teenagers as part of a nationwide survey for a research center at a major university on the risks facing teens.

In an earlier call you had indicated that you would be willing to answer some questions in a phone interview. Recall that this is not a sales call; I will not ask you to buy anything. The interview will take about 20 minutes, and your answers are confidential. There are no right or wrong answers to these questions, we really just want to learn about your opinions and experiences. You may stop the interview at any time for any reason and may refuse to answer any question. Do I have your permission to begin?

I would like you to write down this number in case you have a question or a problem with this survey. Please call collect at 212-841-5200 and ask for Jane Carlson.

[IF NO, ASK FOR CALLBACK TIME]

Appendix D

2009 CASA Survey of Teenagers, 12- to 17-Years Old

Weighted Frequencies*

1. First, what is your age, please?

16%	12
16%	13
15%	14
16%	15
19%	16
18%	17
0%	OTHER (THANK & TERMINATE)

2. Do you currently attend school? [IF YES] What grade are you in? [IF NO] Are you being home schooled, or have you stopped going to school?

8%	6
15%	7
17%	8
16%	9
16%	10
14%	11
8%	12
2%	OTHER
2%	HOME SCHOOLED
1%	STOPPED GOING TO SCHOOL
*%	DON'T KNOW/NO RESPONSE

3. [IF GRADE 9] Is your school a Middle, Intermediate or Junior High School, or is it a High School or Senior High School?

16%	MIDDLE/JUNIOR HIGH SCHOOL
80%	HIGH/SENIOR HIGH SCHOOL
3%	OTHER/NEITHER
*%	DON'T KNOW/NO RESPONSE
82%	[NOT ASKED] [†]

3. COMPOSITE

43%	MIDDLE/INTERMEDIATE SCHOOL
53%	HIGH SCHOOL
4%	OTHER

4. [IF ATTEND SCHOOL] What kind of school do you attend: is it public, private but not religious, Catholic, or religiously-affiliated but not Catholic?

86%	PUBLIC
5%	PRIVATE, NOT RELIGIOUSLY AFFILIATED
4%	CATHOLIC
2%	OTHER RELIGIOUSLY AFFILIATED
4%	DON'T ATTEND SCHOOL [NOT ASKED]
*%	DON'T KNOW/NO RESPONSE

5. [IF ATTEND SCHOOL] How many students would you say there are in your school? (IF CLARIFICATION NEEDED: Give me your best guess of all the students in the school). [RECORD ACTUAL RESPONSE]

26%	0-499
32%	500-999
16%	1000-1499
22%	1500+
4%	DON'T KNOW/NO RESPONSE
3%	NOT ASKED

6. [SPLIT SAMPLE, VERSION 1]

[IF ATTEND SCHOOL] What kind of grades do you get in school? Just stop me when I read the right category...

1%	MOSTLY D's AND F's
3%	MOSTLY C's AND D's
2%	MOSTLY C's
23%	MOSTLY B's AND C's
7%	MOSTLY B's
47%	MOSTLY A's AND B's
17%	MOSTLY A's
1%	DON'T KNOW/NO RESPONSE/NOT ASKED (NOT IN SCHOOL)

6. [SPLIT SAMPLE, VERSION 2]

[IF ATTEND SCHOOL] What kind of grades do you get in school? Just stop me when I read the right category...

20%	MOSTLY A's
42%	MOSTLY A's AND B's
8%	MOSTLY B's
21%	MOSTLY B's AND C's
4%	MOSTLY C's
3%	MOSTLY C's AND D's
1%	MOSTLY D's AND F's
*%	DON'T KNOW/NO RESPONSE/NOT ASKED (NOT IN SCHOOL)

6. COMBINED RESULTS

1% MOSTLY D's AND F's
3% MOSTLY C's AND D's
3% MOSTLY C's
22% MOSTLY B's AND C's
7% MOSTLY B's
43% MOSTLY A's AND B's
19% MOSTLY A's
2% DON'T KNOW/NO RESPONSE/NOT ASKED (NOT IN SCHOOL)

7. Gender [BY OBSERVATION, ASK IF NECESSARY]

51% MALE
49% FEMALE

8. Do you consider yourself to be mainly of Spanish, Hispanic, or Latino heritage or not?

19% YES
81% NO
1% DON'T KNOW/NO RESPONSE

9. How would you describe your main race: are you mainly white; African-American or black; Asian-American; Native American; or other?

57% WHITE (NOT HISPANIC)
16% AFRICAN-AMERICAN OR BLACK (NOT HISPANIC)
2% ASIAN-AMERICAN (NOT HISPANIC)
1% NATIVE-AMERICAN (NOT HISPANIC)
4% OTHER/MIXED (NOT HISPANIC)
*% DON'T KNOW/NO RESPONSE
19% HISPANIC (NOT ASKED)

10. [PRECODE OPEN END] What is the most important problem facing people your age--that is, the thing which concerns you the most?

Education

12% DOING WELL IN SCHOOL
4% GETTING INTO COLLEGE
1% THE GENERAL LACK OF QUALITY EDUCATION

Drugs

18% DRUGS
4% ALCOHOL
1% TOBACCO

Moral Values

1% DECLINING MORAL STANDARDS/IMMORALITY
*% LACK OF RELIGION/SPIRITUALITY
1% TELEVISION/MOVIES/POP CULTURE

Social Issues/Relations

14% SOCIAL PRESSURES (POPULARITY, "FITTING-IN")
4% SEXUAL ISSUES
1% GETTING ALONG WITH PARENTS [OR PARENT OR GUARDIAN]/OTHER PROBLEMS AT HOME
1% HAVING A SAY/COMMUNICATIONS

2% FRIENDSHIP DRAMA
2% DATING RELATIONSHIPS

Violence

4% CRIME AND VIOLENCE IN SCHOOL
2% OTHER CRIME AND VIOLENCE
*% GANGS

Economics

3% JOBS/ECONOMIC OPPORTUNITY
1% LACK OF MONEY

Mental Wellbeing

3% BULLIES/BEING BULLIED
2% PERSONAL APPEARANCE/CONFIDENCE
1% DEPRESSION
*% SUICIDE
1% HAPPINESS (GENERAL)

6% OTHER RESPONSES
10% DON'T KNOW/NO RESPONSE

11. Do you live with your biological mother? [IF NO] Do you live with a stepmother?

91% BIOLOGICAL MOTHER
2% STEPMOTHER
7% NEITHER
*% DON'T KNOW/NO RESPONSE

12. Do you live with your biological father? [IF NO] Do you live with a stepfather?

72% BIOLOGICAL FATHER
9% STEPFATHER
9% NEITHER
1% DON'T KNOW/NO RESPONSE

11/12 COMPOSITE

68% BOTH BIO PARENTS
9% BIO MOM, STEP DAD
14% BIO MOM, NO DAD
4% BIO DAD, NO BIO MOM
5% NO BIO PARENT
*% DON'T KNOW/NO RESPONSE

13. Would you describe your relationship with your [mother/stepmother] as excellent, very good, good, fair or poor?

42% EXCELLENT
29% VERY GOOD
17% GOOD
4% FAIR
1% POOR
*% DON'T KNOW/NO RESPONSE
7% NOT ASKED

14. [IF LIVE WITH MOTHER] How easy is it for you to talk with your [mother/stepmother] about personal things, such as friendships, dating, or drinking--is it very easy, fairly easy, fairly hard or very hard?

39% VERY EASY
38% FAIRLY EASY
11% FAIRLY HARD
5% VERY HARD
1% DON'T KNOW/NO RESPONSE
7% NOT ASKED

15. Would you describe your relationship with your [father/stepfather] as excellent, very good, good, fair or poor?

30% EXCELLENT
22% VERY GOOD
18% GOOD
8% FAIR
3% POOR
*% DON'T KNOW/NO RESPONSE
19% NOT ASKED

16. [IF LIVE WITH FATHER] How easy is it for you to talk with your [father/stepfather] about personal things, such as friendships, dating, or drinking--is it very easy, fairly easy, fairly hard or very hard?

24% VERY EASY
32% FAIRLY EASY
15% FAIRLY HARD
10% VERY HARD
1% DON'T KNOW/NO RESPONSE
19% NOT ASKED

17. In a typical month, how often do you attend church or religious services? [RECORD ACTUAL RESPONSE]

25% 0
9% 1
10% 2
7% 3
31% 4
13% 5+
4% DON'T KNOW/NO RESPONSE

18. In a typical week, how often do you and your parents [or parent or guardian] eat dinner together? [RECORD ACTUAL RESPONSE]

7% 0
5% 1
8% 2
12% 3
8% 4
11% 5
6% 6
42% 7
1% DON'T KNOW/NO RESPONSE

19. [VERSION 1, IF DINNERS = 5,6] What are some of the reasons you and your family do not have dinner together every night? [OPEN-ENDED]

[VERSION 2, IF DINNERS <5] What are some of the reasons you and your family do not have dinner together more often? [OPEN-ENDED]

35% TOO BUSY/DIFFERENT ACTIVITIES
34% AT WORK, LATE SHIFTS
12% FAMILY NOT HOME, OUT A LOT
8% SPORTS
7% WITH FRIENDS, GIRL/BOY FRIENDS
7% EVERYONE WANTS TO DO OWN THING
14% OTHER
6% DON'T KNOW/NO RESPONSE
[43% NOT ASKED]

20. [IF NOT ZERO] You told me that in a typical week, you will have dinner with your family [x] times. At how many of these [x] dinners will your [father/stepfather] be present?
- | | |
|-----|------------------------|
| 2% | 0 |
| 6% | 1 |
| 10% | 2 |
| 15% | 3 |
| 11% | 4 |
| 15% | 5 |
| 10% | 6 |
| 31% | 7 |
| 1% | DON'T KNOW/NO RESPONSE |
21. When your [father/stepfather] is present for dinner, are you more likely or less likely to talk about personal things, such as friendships, dating, or drinking--or is it the same?
- | | |
|-----|------------------------|
| 15% | MORE LIKELY |
| 29% | LESS LIKELY |
| 54% | THE SAME |
| 2% | DON'T KNOW/NO RESPONSE |
| 19% | NOT ASKED |
22. Would you be willing to give up a weeknight activity if it meant you could have dinner with your family?
- | | |
|-----|------------------------|
| 65% | YES |
| 29% | NO |
| 6% | DON'T KNOW/NO RESPONSE |
23. When you are having dinner with your family, is someone usually talking or texting on a cell phone, or not?
- | | |
|-----|------------------------|
| 19% | YES |
| 80% | NO |
| 1% | DON'T KNOW/NO RESPONSE |
24. When you are having dinner with your family, is someone usually using a Blackberry, laptop or Gameboy, or not?
- | | |
|-----|------------------------|
| 9% | YES |
| 90% | NO |
| *% | DON'T KNOW/NO RESPONSE |

25. You told me that in a typical week, you will have dinner with your family [x] times. How many of these dinners do you help prepare?

22%	0
19%	1
17%	2
11%	3
8%	4
7%	5
2%	6
6%	7
1%	DON'T KNOW/NO RESPONSE
8%	NOT ASKED

26. You told me that in a typical week, you will have dinner with your family [x] times. How many of these dinners do you eat at a restaurant?

40%	0
36%	1
10%	2
3%	3
1%	4
*%	5
0%	6
*%	7
2%	DON'T KNOW/NO RESPONSE
8%	NOT ASKED

27. When you have dinner with your family, where do you most often eat: at a dining room table, at a kitchen table, at a counter/bar, on the couch, or somewhere else?

40%	DINING ROOM TABLE
41%	KITCHEN TABLE
3%	COUNTER/BAR
13%	COUCH
3%	SOMEWHERE ELSE
*%	DON'T KNOW/NO RESPONSE

28. When you have dinner with your family, how long would you guess dinner usually lasts, in minutes? [RECORD ACTUAL RESPONSE]

26%	1-20
36%	21-30
17%	31-45
18%	46+
3%	DON'T KNOW/NO RESPONSE

Let's talk about your school for a moment, and just to be clear, when I mention illegal drugs in the following question, I mean to include marijuana and prescription drugs when they are used without a prescription to get high.

29. Is your school a drug-free school or is it not drug free, meaning some students keep drugs, use drugs or sell drugs on school grounds?

50% DRUG-FREE
 45% NOT DRUG-FREE
 5% DON'T KNOW/NO RESPONSE

30. Thinking now about your own close circle of friends, how many of them currently drink beer or other alcoholic drinks pretty regularly, like most weekends--none of them, less than half, about half, more than half, or all of them?

54% NONE
 23% LESS THAN HALF
 10% HALF
 7% MORE THAN HALF
 5% ALL OF THEM
 2% DON'T KNOW/NO RESPONSE

31. Have you ever in your life had a drink of beer, wine or other alcoholic beverage? By drink I mean a whole glass or can, not just a sip or two.

32% YES
 68% NO
 *% DON'T KNOW/NO RESPONSE

32. [IF EVER TRIED] How old were you when you had your first drink of beer, wine or other alcoholic beverage? [IF RESPONDENT EXPRESSES UNCERTAINTY] If you don't remember exactly, tell me roughly how old you were. [RECORD ACTUAL RESPONSE; INCLUDE "NEVER DRANK ALCOHOL" AS A RESPONSE CATEGORY]

5% NEVER TRIED
 2% UNDER 10
 3% 10
 1% 11
 4% 12
 6% 13
 5% 14
 6% 15
 4% 16
 1% 17
 3% DON'T KNOW/NO RESPONSE
 62% NOT ASKED

33. During the past 30 days, on how many days did you have at least one drink of alcohol?
[RECORD ACTUAL RESPONSE]
- | | |
|-----|------------------------|
| 74% | 0 |
| 5% | 1 |
| 3% | 2 |
| 1% | 3 |
| 1% | 4 |
| 3% | 5+ |
| 14% | DON'T KNOW/NO RESPONSE |
34. How do you think your [father/stepfather] feels about you drinking alcohol: is he against you drinking, or does he think it is okay for you to drink?
- | | |
|-----|-----------------------------------|
| 62% | AGAINST YOU DRINKING |
| 8% | THINKS IT'S OKAY FOR YOU TO DRINK |
| 10% | DON'T KNOW/NO RESPONSE |
| 19% | NOT ASKED |
35. Have you ever played a drinking game, like beer pong, quarters, or flip-cup?
- | | |
|-----|------------------------|
| 12% | YES |
| 85% | NO |
| 4% | DON'T KNOW/NO RESPONSE |
36. [IF EVER HAD A DRINK] Where do you usually get your alcohol from? [OPEN-ENDED]
- | | |
|-----|-----------------------------------|
| 34% | FRIENDS |
| 9% | FAMILY/RELATIVES |
| 9% | PARENTS |
| 6% | PARTIES |
| 6% | PEOPLE WHO HAVE IT/CAN BUY OFF OF |
| 5% | STORE |
| 5% | UNABLE TO ACQUIRE/DON'T TRY |
| 5% | HOME |
| 6% | OTHER |
| 8% | DON'T KNOW/NO RESPONSE |
37. [IF EVER HAD A DRINK] When you drink alcohol, do you usually drink in order to get drunk, or not?
- | | |
|-----|------------------------|
| 17% | GET DRUNK |
| 68% | NOT GET DRUNK |
| 15% | DON'T KNOW/NO RESPONSE |
| 62% | NOT ASKED |

38. [IF EVER HAD A DRINK] In a typical month, how many times will you get drunk, if at all?
[RECORD ACTUAL RESPONSE]

54%	0
17%	1
6%	2
5%	3
4%	4+
12%	DOESN'T DRINK
2%	DON'T KNOW/NO RESPONSE
62%	NOT ASKED

39. Have you ever in your life smoked or chewed tobacco?

13%	YES
87%	NO
*%	DON'T KNOW/NO RESPONSE

40. [IF EVER TRIED TOBACCO] How old were you when you smoked your first cigarette? [IF RESPONDENT EXPRESSES UNCERTAINTY] If you don't remember exactly, tell me roughly how old you were. [RECORD ACTUAL RESPONSE; INCLUDE "HAVE NEVER SMOKED" AS A RESPONSE CATEGORY]

35%	NEVER TRIED
4%	UNDER 10
2%	10
3%	11
9%	12
10%	13
10%	14
14%	15
5%	16
2%	17
6%	DON'T KNOW/NO RESPONSE
80%	NOT ASKED

41. [IF EVER TRIED TOBACCO] During the past 30 days, on how many days did you smoke or chew tobacco? [RECORD ACTUAL RESPONSE]

65%	0
4%	1
4%	2
1%	3
1%	4
6%	5-20
13%	30
7%	DON'T KNOW/NO RESPONSE
80%	NOT ASKED

42. [IF EVER SMOKED] Where do you usually get your cigarettes from? [OPEN-ENDED]

30% FRIENDS
5% FAMILY/RELATIVES
3% PARENTS
*% PARTIES
5% PEOPLE WHO HAVE IT/CAN BUY OFF OF
10% STORE
8% UNABLE TO ACQUIRE/DON'T TRY
1% HOME
6% OTHER
7% DON'T KNOW/NO RESPONSE

43. Thinking now about your own close circle of friends, how many of them currently use marijuana--none of them, less than half, about half, more than half, or all of them?

62% NONE
22% LESS THAN HALF
8% HALF
5% MORE THAN HALF
2% ALL OF THEM
1% DON'T KNOW/NO RESPONSE

44. What do you think is the main reason someone your age uses marijuana? [OPEN-ENDED]

20% TO FIT IN/LOOK COOL
25% RESPONSES PERTAINING TO ASSUAGING PROBLEMS
12% PEER PRESSURE
9% FOR FUN/SOMETHING TO DO
10% TP GET HIGH/FEEL GOOD
12% OTHER
12% DON'T KNOW/NO RESPONSE

45. Do you think the decision to use marijuana by someone your age is a big deal--in the sense it is an important or serious decision--or is it not a big deal? [IF YES] Do you feel that way strongly or not strongly?

65% BIG DEAL, STRONGLY
9% BIG DEAL, NOT STRONGLY
12% NOT A BIG DEAL, STRONGLY
11% NOT A BIG DEAL, NOT STRONGLY
3% DON'T KNOW/NO RESPONSE

Please tell me if you think the following statements are true or false.

46. Because marijuana comes from a plant, it is safer than other drugs people use to get high: do you think that statement is true or false?

23% TRUE
75% FALSE
3% DON'T KNOW/NO RESPONSE

47. Today's marijuana is much stronger than when your parents were your age: do you think that statement is true or false?
- 50% TRUE
37% FALSE
12% DON'T KNOW/NO RESPONSE
48. The use of marijuana increases the likelihood of using other drugs: do you think that statement is true or false?
- 78% TRUE
18% FALSE
4% DON'T KNOW/NO RESPONSE
49. Marijuana can be an addictive drug: do you think that statement is true or false?
- 84% TRUE
14% FALSE
2% DON'T KNOW/NO RESPONSE
50. It is safe for someone your age to drive after using marijuana: do you think that statement is true or false?
- 6% TRUE
92% FALSE
2% DON'T KNOW/NO RESPONSE
51. How harmful to the health of someone your age is the use of marijuana: is it [READ OPTIONS]
- 60% VERY HARMFUL
23% FAIRLY HARMFUL
12% NOT TOO HARMFUL
3% NOT HARMFUL AT ALL
1% DON'T KNOW/NO RESPONSE
52. Do you know a friend or classmate who has used illegal drugs like acid, cocaine, or heroin? [IF YES] Do you know more than one person who has used drugs like acid, cocaine, or heroin?
- 14% YES, KNOW ONE
22% YES, KNOW MORE THAN ONE
61% DO NOT KNOW ANYONE WHO HAS USED THESE DRUGS
3% DON'T KNOW/NO RESPONSE
59. [SPLIT SAMPLE, VERSION A] Do you know a friend or classmate who has used ECSTASY OR "E"? [IF YES] Do you know more than one person who has used ECSTASY?
- 8% YES, KNOW ONE
13% YES, KNOW MORE THAN ONE
77% DO NOT KNOW ANYONE WHO HAS USED ECSTASY
3% DON'T KNOW/NO RESPONSE
47% NOT ASKED

[SPLIT SAMPLE, VERSION B] Do you know a friend or classmate who has used METHAMPHETAMINES OR “METH” OR “SPEED”? [IF YES] Do you know more than one person who has used METHAMPHETAMINES?

8% YES, KNOW ONE
8% YES, KNOW MORE THAN ONE
81% DO NOT KNOW ANYONE WHO HAS USED METHAMPHETAMINES
4% DON'T KNOW/NO RESPONSE
53% NOT ASKED

54. Do you know a friend or classmate who uses prescription drugs without a prescription to get high, such as Oxycontin, Percocet, Vicodin or Ritalin? [IF YES] Do you know more than one person who uses prescription drugs to get high?

10% YES, KNOW ONE
15% YES, KNOW MORE THAN ONE
73% DO NOT KNOW ANYONE WHO HAS ABUSED PRESCRIPTION DRUGS
2% DON'T KNOW/NO RESPONSE

55. Do you know a friend or classmate who uses stimulants like Adderall and Ritalin without a prescription in order to do better in school? [IF YES] Do you know more than one person who uses stimulants to do better in school?

6% YES, KNOW ONE
8% YES, KNOW MORE THAN ONE
82% DO NOT KNOW ANYONE WHO HAS ABUSED PRESCRIPTION DRUGS
4% DON'T KNOW/NO RESPONSE

56. Some people say using prescription drugs to get high is LESS dangerous than the use of other illegal drugs. Others say the use of prescription drugs to get high is NOT LESS dangerous than the use of other illegal drugs? With which of these statements do you agree more?

24% LESS DANGEROUS
67% NOT LESS DANGEROUS
10% DON'T KNOW/NO RESPONSE

57. What do you think is the main reason someone your age abuses prescription drugs? [OPEN-ENDED]

12% TO FIT IN/LOOK COOL
19% RESPONSES PERTAINING TO ASSUAGING PROBLEMS
7% PEER PRESSURE
5% FOR FUN/SOMETHING TO DO
15% TP GET HIGH/FEEL GOOD
16% OTHER
20% DON'T KNOW/NO RESPONSE

58. Which is easiest for someone your age to buy: cigarettes, beer, marijuana, or prescription drugs without a prescription, drugs such as Oxycontin, Percocet, Vicodin or Ritalin?
- 26% CIGARETTES
 - 14% BEER
 - 26% MARIJUANA
 - 16% PRESCRIPTION DRUGS
 - 10% THE SAME
 - 8% DON'T KNOW/NO RESPONSE
59. Do you personally know a girl your age who was forced by another person to do something sexual she didn't want to?
- 23% YES
 - 76% NO
 - 1% DON'T KNOW/NO RESPONSE
60. [IF YES] As far as you know, was the person who forced her to do this drunk or high on drugs?
- 30% YES
 - 59% NO
 - 11% DON'T KNOW/NO RESPONSE
 - 77% NOT ASKED
61. Do you agree or disagree with this statement: a girl has to be careful when she's with guys who have been drinking?
- 96% AGREE
 - 3% DISAGREE
 - 1% DON'T KNOW/NO RESPONSE
62. Do you personally know a guy your age who uses alcohol or drugs to get girls to hook up with him?
- 18% YES
 - 80% NO
 - 2% DON'T KNOW/NO RESPONSE

Just a few more questions and then we'll be done. I want to remind you that your answers are completely confidential and no one will know what you have told me.

63. If you wanted to buy marijuana right now, how long would it take you to get it: an hour or less, a few hours, within a day, within a week, longer than a week, or would you be unable to buy it?

23% AN HOUR OR LESS
7% A FEW HOURS
11% WITHIN A DAY
10% WITHIN A WEEK
4% LONGER THAN A WEEK
36% WOULD BE UNABLE TO BUY
10% DON'T KNOW/NO RESPONSE

64. If you wanted to get marijuana right now, where would you get it from? [OPEN ENDED, MULTIPLE RESPONSES RECORDED]

24% FRIENDS
1% FAMILY/RELATIVES
0% PARENTS
0% PARTIES
5% PEOPLE WHO HAVE IT/CAN BUY OFF OF
1% STORE
1% UNABLE TO ACQUIRE/DON'T TRY
0% HOME
13% FROM SCHOOL
7% NEIGHBOR
4% DEALERS
6% OTHER
41% DON'T KNOW/NO RESPONSE

65. If you wanted to get prescription drugs right now in order to get high, how long would it take you to get them: an hour or less, a few hours, within a day, within a week, longer than a week, or would you be unable to get them?

19% AN HOUR OR LESS
7% A FEW HOURS
9% WITHIN A DAY
17% WITHIN A WEEK
6% LONGER THAN A WEEK
34% WOULD BE UNABLE TO BUY
9% DON'T KNOW/NO RESPONSE

66. If you wanted to get prescription drugs right now--in order to get high, not for a medical reason--where would you get them from? [OPEN ENDED, MULTIPLE RESPONSES ACCEPTED]

15% FRIENDS
1% FAMILY/RELATIVES
2% PARENTS
*% PARTIES
3% PEOPLE WHO HAVE IT/CAN BUY OFF OF
3% STORE
2% UNABLE TO ACQUIRE/DON'T TRY

14% HOME (MEDICINE CABINET)
14% DOCTOR/PHARMACY
6% FROM SCHOOL
2% NEIGHBOR
2% DEALERS
6% OTHER
38% DON'T KNOW/NO RESPONSE

67. Have you ever in your life used marijuana?

16% YES
83% NEVER TRIED IT
1% DON'T KNOW/NO RESPONSE

68. [IF TRIED MARIJUANA] How old were you when you first used marijuana? [RECORD ACTUAL RESPONSE]

2% NEVER TRIED
1% UNDER 10
1% 10
4% 11
6% 12
15% 13
18% 14
24% 15
17% 16
5% 17
7% DON'T KNOW/NO RESPONSE
83% NOT ASKED

69. How likely is it that you will try drugs in the future?

3% VERY LIKELY
9% SOMEWHAT LIKELY
30% NOT VERY LIKELY
57% NEVER HAPPEN
2% DON'T KNOW/NO RESPONSE

70. Have you ever seen one or both of your parents drunk?

34% YES
65% NO
1% DON'T KNOW/NO RESPONSE

71. Have you ever seen one or both of your parents using an illegal drug or high on an illegal drug?

4% YES
95% NO
1% DON'T KNOW/NO RESPONSE

72. Have you ever done something you regret because you were drinking or high on drugs?

10%	YES
89%	NO
1%	DON'T KNOW/NO RESPONSE

73. One final question: as you were speaking with me, was there someone there with you who could overhear your answers?

25%	YES
74%	NO
1%	DON'T KNOW/NO RESPONSE

That's the last of my questions. Thank you very much for your answers and for your time. Good-bye.

* *% = less than one-half percent

† When the response category “not asked” is bracketed, this indicates that the percentages are calculated on the basis of those who were actually asked the question. When not bracketed, the percentages are based on the entire sample.

Appendix E

2009 CASA Survey of Parents of Teenagers

Weighted Frequencies*

1. How many children aged 12 - 17 do you have? [RECORD RESPONSE]

57%	1
34%	2
7%	3
1%	4 OR MORE
0%	NONE [THANK AND TERMINATE]

2. How many children older than 17 do you have? [RECORD RESPONSE]

47%	0
31%	1
13%	2
6%	3
4%	4 OR MORE
*%	DON'T KNOW/REFUSED

3. How many children younger than 12 do you have? [RECORD RESPONSE]

63%	0
25%	1
8%	2
2%	3
2%	4 OR MORE
0%	DON'T KNOW/REFUSED

[IF MORE THAN ONE TEEN, STATE] For the purposes of these next few questions, please have in mind your teenager who is closest to [AGE VARIABLE DERIVED FROM TEEN SAMPLE] years old.

4. Gender of Respondent [BY OBSERVATION, ASK IF NECESSARY]

27%	MALE
73%	FEMALE

5. What do you feel is the most important problem you face today as the parent of a teenager--that is, the thing which concerns you the most? [OPEN END]

14%	DRUGS
3%	ALCOHOL
0%	TOBACCO
4%	SAFETY
3%	VIOLENCE/CRIME
14%	EDUCATION/DROPPING OUT OF SCHOOL
1%	COLLEGE/GETTING THEM INTO GOOD COLLEGE
17%	PEER PRESSURE/INFLUENCE OF FRIENDS
5%	COMMUNICATION/PARENTS
3%	TEEN PREGNANCY/SEXUALITY
6%	MORALS/FAMILY VALUES
4%	MEDIA INFLUENCE/CULTURAL ENVIRONMENT
3%	FINANCIAL PRESSURES/ISSUES
6%	MAKING THE RIGHT CHOICES FOR THEIR FUTURE
*%	DRIVING
2%	RELIGION
3%	CHARACTER ISSUES
1%	THEIR ENVIRONMENT
7%	OTHER
5%	DON'T KNOW/REFUSED

6. And from the point of view of a teenager like your own, what do you think he or she would say is the most important problem someone their age faces? [OPEN END]

7%	FITTING IN/SOCIAL ACTIVITIES
36%	PEER PRESSURE
2%	ACCEPTANCE OF SELF
3%	SEXUAL ISSUES/PRESSURE TO HAVE SEX/PREGNANCY
13%	DRUGS
2%	ALCOHOL
0%	TOBACCO
13%	EDUCATION/FUTURE
2%	GANGS/VIOLENCE
1%	GAINING INDEPENDENCE
1%	COMMUNICATION
1%	COPING WITH STRESS
2%	MAKING GOOD DECISIONS
3%	FINDING A JOB
9%	OTHER
6%	DON'T KNOW/REFUSED

7. Would you say that the use of illegal drugs by teenagers is more common today than it was when you were growing up, or is it not more common?

64% MORE COMMON
31% NOT MORE COMMON
5% DON'T KNOW/REFUSED

8. Does your teen currently attend school? [IF YES] What grade is he or she in? [IF NO] Is your teen home-schooled?

5% 6
12% 7
20% 8
19% 9
17% 10
16% 11
9% 12
*% OTHER
3% HOME SCHOOLED
*% STOPPED GOING TO SCHOOL
0% DON'T KNOW/NO RESPONSE

9. [IF ATTEND SCHOOL] What kind of grades does your teen normally get in school? Just stop me when I read the right category...

1% MOSTLY D's AND F's
3% MOSTLY C's AND D's
4% MOSTLY C's
14% MOSTLY B's AND C's
9% MOSTLY B's
38% MOSTLY A's AND B's
31% MOSTLY A's
1% DON'T KNOW/NO RESPONSE/NOT ASKED (NOT IN SCHOOL)
*% NOT ASKED

10. [OTHER THAN ALL A's] Do you push your teen to get better grades in school, or not?

78% PUSH
22% DON'T PUSH
1% DON'T KNOW/NO RESPONSE
31% NOT ASKED (GET ALL A's)

11. How likely is it that your teen will go to college: would you say going to college is certain, is very likely, is fairly likely, or is not likely?

53%	CERTAIN
32%	VERY LIKELY
8%	FAIRLY LIKELY
5%	NOT LIKELY
1%	DON'T KNOW/NO RESPONSE

[FOR PURPOSES OF THE NEXT QUESTION, IF RESPONDENT FEMALE, VARIABLE = 'Mother'; IF RESPONDENT MALE, VARIABLE = 'Father']

12. Are you your teen's biological [mother/father]?

92%	YES
8%	NO
0%	DON'T KNOW/NO RESPONSE

[FOR PURPOSES OF THE NEXT QUESTION, IF RESPONDENT FEMALE, VARIABLE = 'Father'; IF RESPONDENT MALE, VARIABLE = 'Mother']

13. Does your teen live with his or her biological [mother/father]?

78%	YES
22%	NO
0%	NO RESPONSE

[FOR PURPOSES OF NEXT QUESTION, IF RESPONDENT FEMALE, VARIABLE = 'Father'; IF RESPONDENT MALE, VARIABLE = 'Mother']

14. Would you describe your teen's relationship with his/her biological [mother/father] as excellent, very good, good, fair or poor?

45%	EXCELLENT
25%	VERY GOOD
13%	GOOD
6%	FAIR
7%	POOR
5%	DON'T KNOW/NO RESPONSE

15. Would you describe your relationship with your teen as excellent, very good, good, fair or poor?

51%	EXCELLENT
34%	VERY GOOD
12%	GOOD
2%	FAIR
1%	POOR
0%	DON'T KNOW/NO RESPONSE

16. In a typical week, how many times do you and your children have dinner together as a family?

[RECORD RESPONSE]

1%	NONE
3%	1
5%	2
13%	3
15%	4
21%	5
14%	6
27%	7
0%	DON'T KNOW/NO RESPONSE

17. [VERSION 1, IF DINNERS = 5,6] What are some of the reasons you and your family do not have dinner together every night? [OPEN-ENDED]

[VERSION 2, IF DINNERS <5] What are some of the reasons you and your family do not have dinner together more often? [OPEN-ENDED]

35%	TOO BUSY/DIFFERENT ACTIVITIES
34%	AT WORK, LATE SHIFTS
8%	FAMILY NOT HOME, OUT A LOT
20%	SPORTS
10%	SCHOOL ACTIVITIES
9%	EXTRACURRICULAR/RECREATION ACTIVITIES
6%	WITH FRIENDS, GIRL/BOY FRIENDS
2%	EVERYONE WANTS TO DO OWN THING
12%	OTHER
*%	DON'T KNOW/NO RESPONSE
29%	NOT ASKED

18. Would you be willing to give up a weeknight activity if it meant you could have dinner with your family?

75%	YES
16%	NO
9%	DON'T KNOW/NO RESPONSE

19. When you were growing up, how many dinners in a typical week did you have with your family?

2%	NONE
2%	1
5%	2
4%	3
8%	4
14%	5
14%	6
49%	7
2%	DON'T KNOW/NO RESPONSE

Now, just to be clear, when I mention illegal drugs in the following questions, I mean to include

marijuana and prescription drugs when they are used to get high.

20. To the best of your knowledge, is your teen's school a "drug-free" school or is it not "drug free", meaning some students keep drugs, use drugs or sell drugs on school grounds? [PUSH TO AVOID DON'T KNOW RESPONSES: "Well, what is your guess?"]

35% DRUG-FREE
60% NOT DRUG-FREE
5% DON'T KNOW/NO RESPONSE

21. Some parents say that the presence of illegal drugs in their teen's school will not affect whether their teen does or does not try illegal drugs. Other parents say that the presence of illegal drugs in their teen's school makes it more likely their teen will try illegal drugs. Which of these two views is closer to your own?

37% OPTION A: WILL NOT AFFECT
60% OPTION B: MAKES IT MORE LIKELY
4% DON'T KNOW/NO RESPONSE

22. How important is it to you that your teen's school be drug-free, meaning that illegal drugs are not used, kept or sold on school grounds: is this extremely important, very important, fairly important, not too important or not important at all?

63% EXTREMELY IMPORTANT
26% VERY IMPORTANT
4% FAIRLY IMPORTANT
1% NOT TOO IMPORTANT
2% NOT IMPORTANT AT ALL
4% DON'T KNOW/NO RESPONSE

23. [IF NOT DRUG FREE] Is your teen's school not drug free because illegal drugs are tolerated by school administrators, or is your teen's school not drug free despite the best efforts of school administrators?

3% ILLEGAL DRUGS TOLERATED
81% DRUGS OCCUR DESPITE BEST EFFORTS OF ADMINISTRATORS
2% ADMINISTRATORS CAN'T DO ANYTHING [VOLUNTEERED]
14% DON'T KNOW/NO RESPONSE
35% NOT ASKED

24. [IF NOT DRUG FREE] How realistic is the goal of making your teen's school drug free: is this a very realistic goal, a fairly realistic goal, a fairly unrealistic goal or a very unrealistic goal?

9% VERY REALISTIC GOAL
28% A FAIRLY REALISTIC GOAL
44% A FAIRLY UNREALISTIC GOAL
10% A VERY UNREALISTIC GOAL
8% DON'T KNOW/NO RESPONSE
35% NOT ASKED

25. Have you ever discussed the issue of drugs in your teen's school with a school official or teacher?

25% YES
72% NO
3% DON'T KNOW/NO RESPONSE

26. Is there anything you can do as a parent to help achieve a drug-free school or is there really nothing you can do??

54% YES
35% NO
11% DON'T KNOW/NO RESPONSE

27. How realistic is the expectation that a teenager will not smoke cigarettes: is this a very realistic expectation, a fairly realistic expectation, a fairly unrealistic expectation, or a very unrealistic expectation?

34% VERY REALISTIC EXPECTATION
37% A FAIRLY REALISTIC EXPECTATION
20% A FAIRLY UNREALISTIC EXPECTATION
7% A VERY UNREALISTIC EXPECTATION
2% DON'T KNOW/NO RESPONSE

28. How realistic is the expectation that a teenager will not drink alcohol until age 21: is this a very realistic expectation, a fairly realistic expectation, a fairly unrealistic expectation, or a very unrealistic expectation?

13% VERY REALISTIC EXPECTATION
21% A FAIRLY REALISTIC EXPECTATION
36% A FAIRLY UNREALISTIC EXPECTATION
28% A VERY UNREALISTIC EXPECTATION
2% DON'T KNOW/NO RESPONSE

29. How realistic is the expectation that a teenager will never try marijuana: is this a very realistic expectation, a fairly realistic expectation, a fairly unrealistic expectation, or a very unrealistic expectation?

18% VERY REALISTIC EXPECTATION
35% A FAIRLY REALISTIC EXPECTATION
34% A FAIRLY UNREALISTIC EXPECTATION
10% A VERY UNREALISTIC EXPECTATION
3% DON'T KNOW/NO RESPONSE

30. How realistic is the expectation that a teenager will never try illegal drugs such as LSD, cocaine or heroin: is this a very realistic expectation, a fairly realistic expectation, a fairly unrealistic expectation, or a very unrealistic expectation?

37% VERY REALISTIC EXPECTATION
37% A FAIRLY REALISTIC EXPECTATION
17% A FAIRLY UNREALISTIC EXPECTATION
6% A VERY UNREALISTIC EXPECTATION
2% DON'T KNOW/NO RESPONSE

31. How important is it to you that your teen not try marijuana: is this extremely important, very important, fairly important, not too important or not important at all?

59% EXTREMELY IMPORTANT
23% VERY IMPORTANT
14% FAIRLY IMPORTANT
2% NOT TOO IMPORTANT
1% NOT IMPORTANT AT ALL
1% DON'T KNOW/NO RESPONSE

32. How important is it to you that your teen not try illegal drugs: is this extremely important, very important, fairly important, not too important or not important at all?

81% EXTREMELY IMPORTANT
17% VERY IMPORTANT
1% FAIRLY IMPORTANT
0% NOT TOO IMPORTANT
1% NOT IMPORTANT AT ALL
*% DON'T KNOW/NO RESPONSE

33. If you had to guess, out of every ten teenagers the age of your son or daughter, how many have tried marijuana?

5% NONE
12% 1
13% 2
15% 3
12% 4
18% 5
6% 6
4% 7
7% 8
3% 9
*% 10
5% DON'T KNOW/NO RESPONSE

34. If you had to guess, out of every ten teenagers the age of your son or daughter, how many have used prescription drugs in order to get high?

10%	NONE
18%	1
21%	2
15%	3
8%	4
14%	5
3%	6
2%	7
1%	8
1%	9
0%	10
8%	DON'T KNOW/NO RESPONSE

35. Some parents tell us that once a child becomes a teenager, parents have very little influence over their decision of whether they will smoke, drink, or try illegal drugs. Do you agree strongly, agree somewhat, disagree somewhat, or disagree strongly with this opinion?

8%	AGREE STRONGLY
16%	AGREE SOMEWHAT
22%	DISAGREE SOMEWHAT
54%	DISAGREE STRONGLY
1%	DON'T KNOW/NO RESPONSE

36. Does it seem to you that the use of marijuana is today just a normal part of being a teenager, or is it not?

21%	NORMAL
77%	NOT A NORMAL PART OF BEING A TEENAGER
3%	DON'T KNOW/NO RESPONSE

37. Do you think the decision to use marijuana by a teen the age of your child is a big deal--in the sense it is an important or serious decision--or is it not a big deal? [IF YES] Do you feel that way strongly or not strongly?

84%	BIG DEAL, STRONGLY
4%	BIG DEAL, NOT STRONGLY
5%	NOT BIG DEAL, STRONGLY
4%	NOT BIG DEAL, NOT STRONGLY
2%	DON'T KNOW/NO RESPONSE

Please tell me if you think the following statements are true or false.

38. Because marijuana comes from a plant, it is safer than other drugs people use to get high: do you think that statement is true or false?

22% TRUE
75% FALSE
2% DON'T KNOW/NO RESPONSE

39. Today's marijuana is much stronger than when you were a teenager: do you think that statement is true or false?

47% TRUE
22% FALSE
31% DON'T KNOW/NO RESPONSE

40. The use of marijuana increases the likelihood of using other drugs: do you think that statement is true or false?

81% TRUE
17% FALSE
2% DON'T KNOW/NO RESPONSE

41. Marijuana can be an addictive drug: do you think that statement is true or false?

84% TRUE
13% FALSE
3% DON'T KNOW/NO RESPONSE

42. It is safe for a teenager to drive after using marijuana: do you think that statement is true or false?

1% TRUE
99% FALSE
1% DON'T KNOW/NO RESPONSE

43. How harmful to the health of someone your age is the use of marijuana: is it [READ OPTIONS]

61% VERY HARMFUL
32% FAIRLY HARMFUL
5% NOT TOO HARMFUL
1% NOT HARMFUL AT ALL
1% DON'T KNOW/NO RESPONSE

44. Which is easiest for someone your teenager's age to buy: cigarettes, beer, marijuana, or prescription drugs such as Oxycontin, Percocet, Vicodin or Ritalin without a prescription?

37% CIGARETTES
12% BEER
22% MARIJUANA
9% PRESCRIPTION DRUGS
9% THE SAME
10% DON'T KNOW/NO RESPONSE

45. Some people say using prescription drugs to get high is LESS dangerous than the use of other illegal drugs. Others say the use of prescription drugs to get high is NOT LESS dangerous than the use of other illegal drugs? With which of these statements do you agree more?

14% LESS DANGEROUS
86% NOT LESS DANGEROUS
0% DON'T KNOW/NO RESPONSE

46. When it comes to making decisions about whether to drink alcohol or use illegal drugs, how much do you trust your teen to make the right decisions: do you trust him or her completely, a great deal, a fair amount, not very much, or not at all?

39% TRUST HIM OR HER COMPLETELY
45% A GREAT DEAL
13% A FAIR AMOUNT
1% NOT VERY MUCH
1% NOT AT ALL
*% DON'T KNOW/NO RESPONSE

I have just a few questions for statistical purposes.....

47. Are you single or married? [IF SINGLE:] Have you ever been married? [IF MARRIED] Were you ever previously married to someone else?

4% SINGLE, NEVER BEEN MARRIED
9% SINGLE, PREVIOUSLY MARRIED
62% MARRIED, NOT PREVIOUSLY MARRIED
24% MARRIED, PREVIOUSLY MARRIED
1% NO RESPONSE

48. What is your employment situation: are you...

56% EMPLOYED FULL-TIME OUTSIDE OF HOME
15% EMPLOYED PART-TIME OUTSIDE OF HOME
19% WORK AT HOME, TAKING CARE OF FAMILY OR SELF
3% RETIRED
1% STUDENT
4% UNEMPLOYED & LOOKING FOR WORK
1% DON'T KNOW/REFUSED

49. [IF MARRIED] And what is your spouse's employment situation?

68%	EMPLOYED FULL-TIME OUTSIDE OF HOME
5%	EMPLOYED PART-TIME OUTSIDE OF HOME
6%	WORK AT HOME, TAKING CARE OF FAMILY OR SELF
2%	RETIRED
1%	STUDENT
2%	UNEMPLOYED & LOOKING FOR WORK
1%	DON'T KNOW/REFUSED
14%	NOT ASKED

50. How important is religion in your family life: very important, fairly important, not too important, or not important at all?

59%	VERY IMPORTANT
27%	FAIRLY IMPORTANT
10%	NOT TOO IMPORTANT
4%	NOT IMPORTANT AT ALL
*%	DON'T KNOW/REFUSED

51. In a typical month, how often do you attend church or religious services? [RECORD RESPONSE]

24%	NONE
9%	1
11%	2
9%	3
27%	4
21%	5+
*%	DON'T KNOW/NO RESPONSE

52. Which of the following best describes your religious preference:

43%	BORN-AGAIN, EVANGELICAL, OR FUNDAMENTALIST CHRISTIAN
20%	TRADITIONAL PROTESTANT
21%	CATHOLIC
2%	JEWISH
*%	MUSLIM
5%	OTHER
7%	NONE
3%	DON'T KNOW/REFUSED

53. How many different places has your teen lived in, all together? [RECORD ACTUAL RESPONSE]
- | | |
|-----|------------------------|
| 3% | LIVED IN SAME PLACE |
| 43% | 1 |
| 29% | 2 |
| 12% | 3 |
| 7% | 4 |
| 3% | 5 |
| 3% | 6+ |
| *% | DON'T KNOW/NO RESPONSE |
54. Do you believe there is a connection between teen alcohol and/or drug use and risky sexual behavior among teens?
- | | |
|-----|------------------------|
| 95% | YES |
| 4% | NO |
| 1% | DON'T KNOW/NO RESPONSE |
55. [IF YES] Have you spoken with your teen about this connection?
- | | |
|-----|------------------------|
| 78% | YES |
| 16% | NO |
| *% | DON'T KNOW/NO RESPONSE |
| 5% | NOT ASKED |
56. In what year were you born, please? [RECORD ACTUAL RESPONSE] [AGE SHOWN]
- | | |
|-----|--------------------|
| 12% | <40 |
| 20% | 40-44 |
| 33% | 45-49 |
| 34% | 50+ |
| 1% | DON'T KNOW/REFUSED |
57. What is the highest level of education you completed?
- | | |
|-----|-----------------------------------|
| 3% | SOME HIGH SCHOOL OR LESS |
| 17% | COMPLETED HIGH SCHOOL |
| 20% | VOCATIONAL SCHOOL OR SOME COLLEGE |
| 34% | COLLEGE GRADUATE |
| 25% | POST GRADUATE |
| 1% | DON'T KNOW/REFUSED |
58. Do you consider yourself to be mainly of Spanish/Hispanic/Latino heritage or not? [YES/NO]
- | | |
|-----|--------------------|
| 4% | YES |
| 96% | NO |
| *% | DON'T KNOW/REFUSED |
59. How would you describe your main race: are you mainly white; African-American or black;

Asian-American; Native American; or other?

84%	WHITE
6%	AFRICAN-AMERICAN OR BLACK
2%	ASIAN-AMERICAN
1%	NATIVE AMERICAN
3%	OTHER
1%	DON'T KNOW/NO RESPONSE
4%	HISPANIC (NOT ASKED)

60. Has your teen ever seen you or the teen's [other parent/stepparent] drunk?

33%	YES
66%	NO
2%	DON'T KNOW/REFUSED

61. Has your teen ever seen you or the teen's [other parent/stepparent] high on an illegal drug?

4%	YES
95%	NO
1%	DON'T KNOW/REFUSED

And two final questions ...

62. If you had to guess, how likely is it that your teenager will try an illegal drug at some point in the future? Is it ...

11%	VERY LIKELY
25%	SOMEWHAT LIKELY
47%	NOT VERY LIKELY
16%	NEVER HAPPEN
1%	DON'T KNOW/NO RESPONSE

63. Which of the following categories best describes your household income? Please just stop me when I reach the appropriate category.

8%	LESS THAN \$30,000
23%	\$30,000 TO LESS THAN \$60,000
32%	\$60,000 TO LESS THAN \$100,000
31%	\$100,000 OR MORE
7%	NO RESPONSE/REFUSED

That's the last of my questions. Thank you very much for your time and your responses.

* *% = less than one-half percent